

(19) World Intellectual Property Organization
International Bureau



(43) International Publication Date
24 October 2002 (24.10.2002)

PCT

(10) International Publication Number
WO 02/083642 A1

(51) International Patent Classification⁷: C07D 213/38,
413/12, 417/12, 401/12, 409/12, 211/42, 295/12, A61K
31/5377, 31/4427, A61P 29/02, 11/00, 9/10

(74) Agents: RAYMOND, Robert, P. et al.; Boehringer In-
gelheim Corporation, 900 Ridgebury Road, P.O. Box 368,
Ridgefield, CT 06877-0368 (US).

(21) International Application Number: PCT/US01/12253

(81) Designated States (*national*): AE, AU, BG, CA, CN, CO,
CZ, EE, HR, HU, ID, IL, IN, JP, KR, LT, LV, MX, NO, NZ,
PL, RO, SG, SI, SK, TR, UA, UZ, VN, YU, ZA.

(22) International Filing Date: 13 April 2001 (13.04.2001)

(25) Filing Language: English

(84) Designated States (*regional*): Eurasian patent (AM, AZ,
BY, KG, KZ, MD, RU, TJ, TM), European patent (AT, BE,
CH, CY, DE, DK, ES, FI, FR, GB, GR, IE, IT, LU, MC,
NL, PT, SE, TR).

(26) Publication Language: English

(71) Applicant: BOEHRINGER INGELHEIM PHARMA-
CEUTICALS, INC. [US/US]; 900 Ridgebury Road, P.O.
Box 368, Ridgefield, CT 06877-0368 (US).

Published:
— with international search report

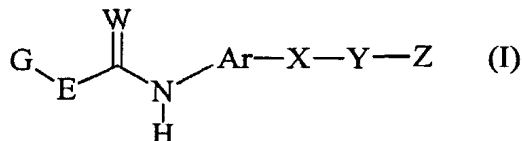
(72) Inventors: BREITFELDER, Steffen; 93 Park Avenue,
#1305, Danbury, CT 06810 (US). CIRILLO, Pier, F.; 180
Washington Road, Woodbury, CT 06798 (US). REGAN,
John, R.; 287 Rockingstone Avenue, Larchmont, NY
10538 (US).

For two-letter codes and other abbreviations, refer to the "Guid-
ance Notes on Codes and Abbreviations" appearing at the begin-
ning of each regular issue of the PCT Gazette.



WO 02/083642 A1

(54) Title: COMPOUNDS USEFUL AS ANTI-INFLAMMATORY AGENTS



(57) Abstract: Disclosed are novel aromatic compounds of the for-
mula (I) wherein G, E, W, Ar, X, Y and Z. The compounds are useful
for treating diseases or pathological conditions involving inflammation
such as chronic inflammatory diseases. Also disclosed are pharma-
ceutical compositions containing and processes of making such com-
pounds.

UREA COMPOUNDS USEFUL AS ANTI-INFLAMMATORY AGENTS

TECHNICAL FIELD OF THE INVENTION

5

This invention relates to novel compounds which inhibit production of cytokines involved in inflammatory processes and are thus useful for treating diseases and pathological conditions involving inflammation such as chronic inflammatory disease.

This invention also relates to processes for preparing these compounds and to
10 pharmaceutical compositions comprising these compounds.

BACKGROUND OF THE INVENTION

Tumor necrosis factor (TNF) and interleukin-1 (IL-1) are important biological entities
15 collectively referred to as proinflammatory cytokines. These, along with several other related molecules, mediate the inflammatory response associated with the immunological recognition of infectious agents. The inflammatory response plays an important role in limiting and controlling pathogenic infections.

20 Elevated levels of proinflammatory cytokines are also associated with a number of diseases of autoimmunity such as toxic shock syndrome, rheumatoid arthritis, osteoarthritis, diabetes and inflammatory bowel disease (Dinarello, C.A., *et al.*, 1984, *Rev. Infect. Disease* 6:51). In these diseases, chronic elevation of inflammation exacerbates or causes much of the pathophysiology observed. For example, rheumatoid
25 synovial tissue becomes invaded with inflammatory cells that result in destruction to cartilage and bone (Koch, A.E., *et al.*, 1995, *J. Invest. Med.* 43: 28-38). An important and accepted therapeutic approach for potential drug intervention in these diseases is the reduction of proinflammatory cytokines such as TNF (also referred to in its secreted cell-free form as TNF α) and IL-1 β . A number of anti-cytokine therapies are currently in
30 clinical trials. Efficacy has been demonstrated with a monoclonal antibody directed against TNF α in a number of autoimmune diseases (Heath, P., "CDP571: An Engineered

Human IgG4 Anti-TNF α Antibody” IBC Meeting on Cytokine Antagonists, Philadelphia, PA, April 24-5, 1997). These include the treatment of rheumatoid arthritis, Crohn’s disease and ulcerative colitis (Rankin, E.C.C., *et al.*, 1997, *British J. Rheum.* 35: 334-342 and Stack, W.A., *et al.*, 1997, *Lancet* 349: 521-524). The monoclonal antibody
5 is thought to function by binding to both soluble TNF α and to membrane bound TNF.

A soluble TNF α receptor has been engineered that interacts with TNF α . The approach is similar to that described above for the monoclonal antibodies directed against TNF α ; both agents bind to soluble TNF α , thus reducing its concentration. One version of this
10 construct, called Enbrel (Immunex, Seattle, WA) recently demonstrated efficacy in a Phase III clinical trial for the treatment of rheumatoid arthritis (Brower *et al.*, 1997, *Nature Biotechnology* 15: 1240). Another version of the TNF α receptor, Ro 45-2081 (Hoffman-LaRoche Inc., Nutley, NJ) has demonstrated efficacy in various animal models of allergic lung inflammation and acute lung injury. Ro 45-2081 is a recombinant
15 chimeric molecule constructed from the soluble 55 kDa human TNF receptor fused to the hinge region of the heavy chain IgG1 gene and expressed in eukaryotic cells (Renzetti, *et al.*, 1997, *Inflamm. Res.* 46: S143).

IL-1 has been implicated as an immunological effector molecule in a large number of
20 disease processes. IL-1 receptor antagonist (IL-1ra) had been examined in human clinical trials. Efficacy has been demonstrated for the treatment of rheumatoid arthritis (Anril, Amgen). In a phase III human clinical trial IL-1ra reduced the mortality rate in patients with septic shock syndrome (Dinarello, 1995, *Nutrition* 11, 492). Osteoarthritis is a slow progressive disease characterized by destruction of the articular cartilage. IL-1
25 is detected in synovial fluid and in the cartilage matrix of osteoarthritic joints.

Antagonists of IL-1 have been shown to diminish the degradation of cartilage matrix components in a variety of experimental models of arthritis (Chevalier, 1997, *Biomed Pharmacother.* 51, 58). Nitric oxide (NO) is a mediator of cardiovascular homeostasis, neurotransmission and immune function; recently it has been shown to have important
30 effects in the modulation of bone remodeling. Cytokines such as IL-1 and TNF are potent stimulators of NO production. NO is an important regulatory molecule in bone

with effects on cells of the osteoblast and osteoclast lineage (Evans, *et al.*, 1996, *J Bone Miner Res.* 11, 300). The promotion of beta-cell destruction leading to insulin dependent diabetes mellitus shows dependence on IL-1. Some of this damage may be mediated through other effectors such as prostaglandins and thromboxanes. IL-1 can effect this process by controlling the level of both cyclooxygenase II and inducible nitric oxide synthetase expression (McDaniel *et al.*, 1996, *Proc Soc Exp Biol Med.* 211, 24).

Inhibitors of cytokine production are expected to block inducible cyclooxygenase (COX-2) expression. COX-2 expression has been shown to be increased by cytokines and it is believed to be the isoform of cyclooxygenase responsible for inflammation (M.K. O'Banion *et al.*, *Proc. Natl. Acad. Sci. U.S.A.*, 1992, 89, 4888.) Accordingly, inhibitors of cytokines such as IL-1 would be expected to exhibit efficacy against those disorders currently treated with COX inhibitors such as the familiar NSAIDs. These disorders include acute and chronic pain as well as symptoms of inflammation and cardiovascular disease.

Elevation of several cytokines have been demonstrated during active inflammatory bowel disease (IBD). A mucosal imbalance of intestinal IL-1 and IL-1ra is present in patients with IBD. Insufficient production of endogenous IL-1ra may contribute to the pathogenesis of IBD (Cominelli, *et al.*, 1996, *Aliment Pharmacol Ther.* 10, 49). Alzheimer disease is characterized by the presence of beta-amyloid protein deposits, neurofibrillary tangles and cholinergic dysfunction throughout the hippocampal region. The structural and metabolic damage found in Alzheimer disease is possibly due to a sustained elevation of IL-1 (Holden, *et al.*, 1995, *Med Hypotheses*, 45, 559). A role for IL-1 in the pathogenesis of human immunodeficiency virus (HIV) has been identified. IL-1ra showed a clear relationship to acute inflammatory events as well as to the different disease stages in the pathophysiology of HIV infection (Kreuzer, *et al.*, 1997, *Clin Exp Immunol.* 109, 54). IL-1 and TNF are both involved in periodontal disease. The destructive process associated with periodontal disease may be due to a dysregulation of both IL-1 and TNF (Howells, 1995, *Oral Dis.* 1, 266).

Proinflammatory cytokines such as TNF α and IL-1 β are also important mediators of septic shock and associated cardiopulmonary dysfunction, acute respiratory distress syndrome (ARDS) and multiple organ failure. In a study of patients presenting at a hospital with sepsis, a correlation was found between TNF α and IL-6 levels and septic complications (Terregino et al., 2000, *Ann. Emerg. Med.*, 35, 26). TNF α has also been implicated in cachexia and muscle degradation, associated with HIV infection (Lahdiverta et al., 1988, *Amer. J. Med.*, 85, 289). Obesity is associated with an increase incidence of infection, diabetes and cardiovascular disease. Abnormalities in TNF α expression have been noted for each of the above conditions (Loffreda, et al., 1998, *FASEB J.* 12, 57). It has been proposed that elevated levels of TNF α are involved in other eating related disorders such as anorexia and bulimia nervosa. Pathophysiological parallels are drawn between anorexia nervosa and cancer cachexia (Holden, et al., 1996, *Med Hypotheses* 47, 423). An inhibitor of TNF α production, HU-211, was shown to improve the outcome of closed brain injury in an experimental model (Shohami, et al., 1997, *J Neuroimmunol.* 72, 169). Atherosclerosis is known to have an inflammatory component and cytokines such as IL-1 and TNF have been suggested to promote the disease. In an animal model an IL-1 receptor antagonist was shown to inhibit fatty streak formation (Elhage et al., 1998, *Circulation*, 97, 242).

TNF α levels are elevated in airways of patients with chronic obstructive pulmonary disease and it may contribute to the pathogenesis of this disease (M.A. Higham et al., 2000, *Eur. Respiratory J.*, 15, 281). Circulating TNF α may also contribute to weight loss associated with this disease (N. Takabatake et al., 2000, *Amer. J. Resp. & Crit. Care Med.*, 161 (4 Pt 1), 1179). Elevated TNF α levels have also been found to be associated with congestive heart failure and the level has been correlated with severity of the disease (A.M. Feldman et al., 2000, *J. Amer. College of Cardiology*, 35, 537). In addition, TNF α has been implicated in reperfusion injury in lung (Borjesson et al., 2000, *Amer. J. Physiol.*, 278, L3-12), kidney (Lemay et al., 2000, *Transplantation*, 69, 959), and the nervous system (Mitsui et al., 1999, *Brain Res.*, 844, 192).

30

TNF α is also a potent osteoclastogenic agent and is involved in bone resorption and diseases involving bone resorption (Abu-Amer *et al.*, 2000, *J. Biol. Chem.*, 275, 27307). It has also been found highly expressed in chondrocytes of patients with traumatic arthritis (Melchiorri *et al.*, 2000, *Arthritis and Rheumatism*, 41, 2165). TNF α has also
5 been shown to play a key role in the development of glomerulonephritis (Le Hir *et al.*, 1998, *Laboratory Investigation*, 78, 1625).

The abnormal expression of inducible nitric oxide synthetase (iNOS) has been associated with hypertension in the spontaneously hypertensive rat (Chou *et al.*, 1998, *Hypertension*,
10 31, 643). IL-1 has a role in the expression of iNOS and therefore may also have a role in the pathogenesis of hypertension (Singh *et al.*, 1996, *Amer. J. Hypertension*, 9, 867).

IL-1 has also been shown to induce uveitis in rats which could be inhibited with IL-1 blockers. (Xuan *et al.*, 1998, *J. Ocular Pharmacol. and Ther.*, 14, 31). Cytokines
15 including IL-1, TNF and GM-CSF have been shown to stimulate proliferation of acute myelogenous leukemia blasts (Bruserud, 1996, *Leukemia Res.* 20, 65). IL-1 was shown to be essential for the development of both irritant and allergic contact dermatitis. Epicutaneous sensitization can be prevented by the administration of an anti- IL-1 monoclonal antibody before epicutaneous application of an allergen (Muller, *et al.*, 1996,
20 *Am J Contact Dermat.* 7, 177). Data obtained from IL-1 knock out mice indicates the critical involvement in fever for this cytokine (Kluger *et al.*, 1998, *Clin Exp Pharmacol Physiol.* 25, 141). A variety of cytokines including TNF, IL-1, IL-6 and IL-8 initiate the acute-phase reaction which is stereotyped in fever, malaise, myalgia, headaches, cellular hypermetabolism and multiple endocrine and enzyme responses (Beisel, 1995, *Am J Clin*
25 *Nutr.* 62, 813). The production of these inflammatory cytokines rapidly follows trauma or pathogenic organism invasion.

Other proinflammatory cytokines have been correlated with a variety of disease states. IL-8 correlates with influx of neutrophils into sites of inflammation or injury. Blocking
30 antibodies against IL-8 have demonstrated a role for IL-8 in the neutrophil associated tissue injury in acute inflammation (Harada *et al.*, 1996, *Molecular Medicine Today* 2,

482). Therefore, an inhibitor of IL-8 production may be useful in the treatment of diseases mediated predominantly by neutrophils such as stroke and myocardial infarction, alone or following thrombolytic therapy, thermal injury, adult respiratory distress syndrome (ARDS), multiple organ injury secondary to trauma, acute glomerulonephritis, dermatoses with acute inflammatory components, acute purulent meningitis or other central nervous system disorders, hemodialysis, leukopheresis, granulocyte transfusion associated syndromes, and necrotizing enterocolitis.

Rhinovirus triggers the production of various proinflammatory cytokines, predominantly IL-8, which results in symptomatic illnesses such as acute rhinitis (Winther *et al.*, 1998, *Am J Rhinol.* 12, 17).

Other diseases that are effected by IL-8 include myocardial ischemia and reperfusion, inflammatory bowel disease and many others.

The proinflammatory cytokine IL-6 has been implicated with the acute phase response. IL-6 is a growth factor in a number in oncological diseases including multiple myeloma and related plasma cell dyscrasias (Treon, *et al.*, 1998, *Current Opinion in Hematology* 5: 42). It has also been shown to be an important mediator of inflammation within the central nervous system. Elevated levels of IL-6 are found in several neurological disorders including AIDS dementia complex, Alzheimer's disease, multiple sclerosis, systemic lupus erythematosus, CNS trauma and viral and bacterial meningitis (Gruol, *et al.*, 1997, *Molecular Neurobiology* 15: 307). IL-6 also plays a significant role in osteoporosis. In murine models it has been shown to effect bone resorption and to induce osteoclast activity (Ershler *et al.*, 1997, *Development and Comparative Immunol.* 21: 487). Marked cytokine differences, such as IL-6 levels, exist in vivo between osteoclasts of normal bone and bone from patients with Paget's disease (Mills, *et al.*, 1997, *Calcif Tissue Int.* 61, 16). A number of cytokines have been shown to be involved in cancer cachexia. The severity of key parameters of cachexia can be reduced by treatment with anti IL-6 antibodies or with IL-6 receptor antagonists (Strassmann, *et al.*, 1995, *Cytokins Mol Ther.* 1, 107). Several infectious diseases, such as influenza, indicate IL-6 and IFN alpha as key factors in both symptom formation and in host defense (Hayden, *et al.*,

1998, *J Clin Invest.* 101, 643). Overexpression of IL-6 has been implicated in the pathology of a number of diseases including multiple myeloma, rheumatoid arthritis, Castleman's disease, psoriasis and post-menopausal osteoporosis (Simpson, *et al.*, 1997, *Protein Sci.* 6, 929). Compounds that interfered with the production of cytokines
5 including IL-6, and TNF were effective in blocking a passive cutaneous anaphylaxis in mice (Scholz *et al.*, 1998, *J. Med. Chem.*, 41, 1050).

GM-CSF is another proinflammatory cytokine with relevance to a number of therapeutic diseases. It influences not only proliferation and differentiation of stem cells but also
10 regulates several other cells involved in acute and chronic inflammation. Treatment with GM-CSF has been attempted in a number of disease states including burn-wound healing, skin-graft resolution as well as cytostatic and radiotherapy induced mucositis (Masucci, 1996, *Medical Oncology* 13: 149). GM-CSF also appears to play a role in the replication
15 of human immunodeficiency virus (HIV) in cells of macrophage lineage with relevance to AIDS therapy (Crowe *et al.*, 1997, *Journal of Leukocyte Biology* 62, 41). Bronchial asthma is characterised by an inflammatory process in lungs. Involved cytokines include GM-CSF amongst others (Lee, 1998, *J R Coll Physicians Lond* 32, 56).

Interferon γ (IFN γ) has been implicated in a number of diseases. It has been associated
20 with increased collagen deposition that is a central histopathological feature of graft-versus-host disease (Parkman, 1998, *Curr Opin Hematol.* 5, 22). Following kidney transplantation, a patient was diagnosed with acute myelogenous leukemia. Retrospective analysis of peripheral blood cytokines revealed elevated levels of GM-CSF and IFN γ . These elevated levels coincided with a rise in peripheral blood white cell
25 count (Burke, *et al.*, 1995, *Leuk Lymphoma.* 19, 173). The development of insulin-dependent diabetes (Type 1) can be correlated with the accumulation in pancreatic islet cells of T-cells producing IFN γ (Ablumunits, *et al.*, 1998, *J Autoimmun.* 11, 73). IFN γ along with TNF, IL-2 and IL-6 lead to the activation of most peripheral T-cells prior to the development of lesions in the central nervous system for diseases such as multiple
30 sclerosis (MS) and AIDS dementia complex (Martino *et al.*, 1998, *Ann Neurol.* 43, 340). Atherosclerotic lesions result in arterial disease that can lead to cardiac and cerebral

infarction. Many activated immune cells are present in these lesions, mainly T-cells and macrophages. These cells produce large amounts of proinflammatory cytokines such as TNF, IL-1 and IFN γ . These cytokines are thought to be involved in promoting apoptosis or programmed cell death of the surrounding vascular smooth muscle cells resulting in the atherosclerotic lesions (Geng, 1997, *Heart Vessels Suppl* 12, 76). Allergic subjects produce mRNA specific for IFN γ following challenge with *Vespula* venom (Bonay, *et al.*, 1997, *Clin Exp Immunol.* 109, 342). The expression of a number of cytokines, including IFN γ has been shown to increase following a delayed type hypersensitivity reaction thus indicating a role for IFN γ in atopic dermatitis (Szepietowski, *et al.*, 1997, *Br J Dermatol.* 137, 195). Histopathologic and immunohistologic studies were performed in cases of fatal cerebral malaria. Evidence for elevated IFN γ amongst other cytokines was observed indicating a role in this disease (Udomsangpetch *et al.*, 1997, *Am J Trop Med Hyg.* 57, 501). The importance of free radical species in the pathogenesis of various infectious diseases has been established. The nitric oxide synthesis pathway is activated in response to infection with certain viruses via the induction of proinflammatory cytokines such as IFN γ (Akaike, *et al.*, 1998, *Proc Soc Exp Biol Med.* 217, 64). Patients, chronically infected with hepatitis B virus (HBV) can develop cirrhosis and hepatocellular carcinoma. Viral gene expression and replication in HBV transgenic mice can be suppressed by a post-transcriptional mechanism mediated by IFN γ , TNF and IL-2 (Chisari, *et al.*, 1995, *Springer Semin Immunopathol.* 17, 261). IFN γ can selectively inhibit cytokine induced bone resorption. It appears to do this via the intermediacy of nitric oxide (NO) which is an important regulatory molecule in bone remodeling. NO may be involved as a mediator of bone disease for such diseases as: the rheumatoid arthritis, tumor associated osteolysis and postmenopausal osteoporosis (Evans, *et al.*, 1996, *J Bone Miner Res.* 11, 300). Studies with gene deficient mice have demonstrated that the IL-12 dependent production of IFN γ is critical in the control of early parasitic growth. Although this process is independent of nitric oxide the control of chronic infection does appear to be NO dependent (Alexander *et al.*, 1997, *Philos Trans R Soc Lond B Biol Sci* 352, 1355). NO is an important vasodilator and convincing evidence exists for its role in cardiovascular shock (Kilbourn, *et al.*, 1997, *Dis Mon.* 43, 277). IFN γ is required for progression of chronic intestinal inflammation in such

diseases as Crohn's disease and inflammatory bowel disease (IBD) presumably through the intermediacy of CD4+ lymphocytes probably of the TH1 phenotype (Sartor 1996, *Aliment Pharmacol Ther. 10 Suppl 2*, 43). An elevated level of serum IgE is associated with various atopic diseases such as bronchial asthma and atopic dermatitis. The level of
5 IFN γ was negatively correlated with serum IgE suggesting a role for IFN γ in atopic patients (Teramoto *et al.*, 1998, *Clin Exp Allergy* 28, 74).

WO 01/01986 discloses particular compounds alleged to having the ability to inhibit TNF-alpha. The specific inhibitors disclosed are structurally distinct from the novel
10 compounds disclosed in the present application disclosed hereinbelow. Certain compounds disclosed in WO 01/01986 are indicated to be effective in treating the following diseases: dementia associated with HIV infection, glaucoma, optic-neuropathy, optic neuritis, retinal ischemia, laser induced optic damage, surgery or trauma-induced proliferative vitreoretinopathy, cerebral ischemia, hypoxia-ischemia, hypoglycemia,
15 domoic acid poisoning, anoxia, carbon monoxide or manganese or cyanide poisoning, Huntington's disease, Alzheimer's disease, Parkinson's disease, meningitis, multiple sclerosis and other demyelinating diseases, amyotrophic lateral sclerosis, head and spinal cord trauma, seizures, convulsions, olivopontocerebellar atrophy, neuropathic pain syndromes, diabetic neuropathy, HIV-related neuropathy, MERRF and MELAS
20 syndromes, Leber's disease, Wernicke's encephalopathy, Rett syndrome, homocysteinuria, hyperprolinemia, hyperhomocysteinemia, nonketotic hyperglycinemia, hydroxybutyric aminoaciduria, sulfite oxidase deficiency, combined systems disease, lead encephalopathy, Tourett's syndrome, hepatic encephalopathy, drug addiction, drug tolerance, drug dependency, depression, anxiety and schizophrenia.

25 Compounds which modulate release of one or more of the aforementioned inflammatory cytokines can be useful in treating diseases associated with release of these cytokines. For example, WO 98/52558 discloses heteroaryl urea compounds which are indicated to be useful in treating cytokine mediated diseases. WO 99/23091 discloses another class of
30 urea compounds which are useful as anti-inflammatory agents. WO 99/32463 relates to aryl ureas and their use in treating cytokine diseases and proteolytic enzyme mediated

disease. WO 00/41698 discloses aryl ureas said to be useful in treating p38 MAP kinase diseases.

U.S. Pat. No. 5,162,360 discloses N-substituted aryl-N'-heterocyclic substituted urea
5 compounds which are described as being useful for treating hypercholesterolemia and atherosclerosis.

The work cited above supports the principle that inhibition of cytokine production will be beneficial in the treatment of various disease states. Some protein therapeutics are in late development or have been approved for use in particular diseases. Protein therapeutics
10 are costly to produce and have bioavailability and stability problems. Therefore a need exists for new small molecule inhibitors of cytokine production with optimized efficacy, pharmacokinetic and safety profiles.

BRIEF SUMMARY OF THE INVENTION

15

In view of the work cited above there is a clear need for compounds that inhibit cytokine production in order to treat various disease states.

20

It is therefore an object of the invention to provide novel compounds which inhibit the release of inflammatory cytokines such as interleukin-1 and tumor necrosis factor.

25

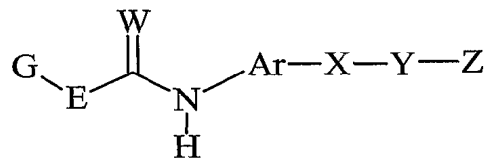
It is a further object of the invention to provide methods for treating diseases and pathological conditions involving inflammation such as chronic inflammatory disease, using the novel compounds of the invention.

30

It is yet a further object of the invention to provide processes of preparation of the above-mentioned novel compounds.

DETAILED DESCRIPTION OF THE INVENTION

In the first broadest generic aspect of the invention, there is provided compounds of the
 5 formula(I):



10

(I)

wherein:

15

E is chosen from -O-, -NH- and -S-;

G is :

20

phenyl, naphthyl, benzocyclobutanyl, dihydronaphthyl, tetrahydronaphthyl,
 benzocycloheptanyl, benzocycloheptenyl, indanyl, indenyl;

25

pyridinyl, pyridonyl, quinolinyl, dihydroquinolinyl, tetrahydroquinoyl, isoquinolinyl,
 tetrahydroisoquinoyl, pyridazinyl, pyrimidinyl, pyrazinyl, benzimidazolyl, benzthiazolyl,
 benzooxazolyl, benzofuranyl, benzothiophenyl, benzpyrazolyl, dihydrobenzofuranyl,
 dibenzofuranyl, dihydrobenzothiophenyl, benzooxazolonyl, benzo[1,4]oxazin-3-onyl,
 benzodioxolyl, benzo[1,3]dioxol-2-onyl, benzofuran-3-onyl, tetrahydrobenzopyranyl,
 indolyl, 2,3-dihydro-1H-indolyl, indolinyl, indolonyl, indolinonyl, phthalimidyl,
 chromonyl;

30

oxetanyl, pyrrolidinyl, tetrahydrofuranyl, tetrahydrothiophenyl, piperidinyl, piperazinyl,
 morpholino, tetrahydropyranyl, dioxanyl, tetramethylene sulfonyl, tetramethylene
 sulfoxidyl, oxazoliny, 3,4-dihydro-2H-benzo[1,4]oxazinyl, thiazolinyl, imidazoliny,
 tetrahydropyridinyl, homopiperidinyl, pyrrolinyl, tetrahydropyrimidinyl,

decahydroquinolinyl, decahydroisoquinolinyl, thiomorpholino, thiazolidinyl, dihydrooxazinyl, dihydropyranyl, oxocanyl, heptacanyl, thioxanyl or dithianyl; wherein **G** is substituted by one **R₃** and further substituted by one or more **R₁** or **R₂**;

5

Ar is:

phenyl, naphthyl, quinolinyl, isoquinolinyl, tetrahydronaphthyl, tetrahydroquinolinyl, tetrahydroisoquinolinyl, benzimidazolyl, benzofuranyl, dihydrobenzofuranyl, indolinyl, benzothienyl, dihydrobenzothienyl, indanyl, indenyl or indolyl each being optionally substituted by one or more **R₄** or **R₅**;

10

X is:

a C₅₋₈ cycloalkyl or cycloalkenyl optionally substituted with one to two oxo groups or one to three C₁₋₄ alkyl, C₁₋₄ alkoxy or C₁₋₄ alkylamino chains each being branched or unbranched;

15

aryl, furanyl, thienyl, pyrrolyl, pyrazolyl, imidazolyl, pyridinyl, pyrimidinyl, pyridinonyl, dihydropyridinonyl, maleimidyl, dihydromaleimidyl, piperdiny, benzimidazole, 3H-imidazo[4,5-b]pyridine, piperazinyl, pyridazinyl or pyrazinyl; each being optionally independently substituted with one to three C₁₋₄ alkyl, C₁₋₄ alkoxy, hydroxy, nitrile, amino, mono- or di-(C₁₋₃ alkyl)amino, mono- or di-(C₁₋₃ alkylamino)carbonyl, NH₂C(O), C₁₋₆ alkyl-S(O)_m or halogen;

20

Y is:

a bond or a C₁₋₁₀ saturated or unsaturated branched or unbranched carbon chain, wherein one or more C atoms are optionally replaced by O, N, or S(O)_m; and wherein Y is optionally partially or fully halogenated and optionally independently substituted with one to two oxo groups, nitrile, amino, imino, phenyl or one or more C₁₋₄ alkyl optionally substituted by one or more halogen atoms;

25

Z is:

30

aryl, heteroaryl selected from pyridinyl, piperazinyl, pyrimidinyl, pyridazinyl, pyrazinyl, imidazolyl, pyrazolyl, triazolyl, tetrazolyl, furanyl, thienyl and pyranyl, heterocycle selected from tetrahydropyrimidonyl, cyclohexanonyl, cyclohexanolyl, 2-oxa- or 2-thia-5-aza-bicyclo[2.2.1]heptanyl, pentamethylene sulfidyl, pentamethylene sulfoxidyl,

5 pentamethylene sulfonyl, tetramethylene sulfidyl, tetramethylene sulfoxidyl or tetramethylene sulfonyl, tetrahydropyranyl, tetrahydrofuranyl, 1,3-dioxolanonyl, 1,3-dioxanonyl, 1,4-dioxanyl, morpholino, thiomorpholino, thiomorpholino sulfoxidyl, thiomorpholino sulfonyl, piperidinyl, piperidinonyl, pyrrolidinyl and dioxolanyl,

each of the aforementioned **Z** are optionally substituted with one to three halogen, C₁₋₆

10 alkyl, C₁₋₆ alkoxy, C₁₋₃ alkoxy-C₁₋₃ alkyl, C₁₋₆ alkoxycarbonyl, aroyl, C₁₋₃ acyl, oxo, hydroxy, pyridinyl-C₁₋₃ alkyl, imidazolyl-C₁₋₃ alkyl, tetrahydrofuranyl-C₁₋₃ alkyl, nitrile-C₁₋₃ alkyl, nitrile, carboxy, phenyl wherein the phenyl ring is optionally substituted with one to two halogen, C₁₋₆ alkoxy, hydroxy or mono- or di-(C₁₋₃ alkyl)amino, C₁₋₆ alkyl-S(O)_m, or phenyl-S(O)_m wherein the phenyl ring is optionally substituted with one to two

15 halogen, C₁₋₆ alkoxy, hydroxy, halogen or mono- or di-(C₁₋₃ alkyl)amino;

or **Z** is optionally substituted with one to three amino or amino-C₁₋₃ alkyl wherein the N atom is optionally independently mono- or di-substituted by aminoC₁₋₆ alkyl, C₁₋₃ alkyl, arylC₀₋₃ alkyl, C₁₋₅ alkoxyC₁₋₃ alkyl, C₁₋₅ alkoxy, aroyl, C₁₋₃ acyl, C₁₋₃ alkyl-S(O)_m- or arylC₀₋₃ alkyl-S(O)_m- each of the aforementioned alkyl and aryl attached to the amino

20 group is optionally substituted with one to two halogen, C₁₋₆ alkyl or C₁₋₆ alkoxy;

or **Z** is optionally substituted with one to three aryl, heterocycle or heteroaryl as hereinabove described in this paragraph each in turn is optionally substituted by halogen, C₁₋₆ alkyl or C₁₋₆ alkoxy;

25 or **Z** is hydroxy, halogen, nitrile, amino wherein the N atom is optionally independently mono- or di-substituted by C₁₋₃ acyl, C₁₋₆ alkyl or C₁₋₃ alkoxyC₁₋₃ alkyl, C₁₋₆ alkyl branched or unbranched, C₁₋₆ alkoxy, C₁₋₃ acylamino, nitrileC₁₋₄ alkyl, C₁₋₆ alkyl-S(O)_m, and phenyl-S(O)_m, wherein the phenyl ring is optionally substituted with one to two

30 halogen, C₁₋₆ alkoxy, hydroxy or mono- or di-(C₁₋₃ alkyl)amino;

each **R**₁ is independently:

C₁₋₁₀ alkyl branched or unbranched optionally partially or fully halogenated, wherein one or more C atoms are optionally independently replaced by O, N or S(O)_m, and wherein said C₁₋₁₀ alkyl is optionally substituted with one to three C₃₋₁₀ cycloalkyl, hydroxy, oxo, phenyl, naphthyl, pyridinyl, pyrimidinyl, pyrazinyl, pyridazinyl, pyrrolyl, pyrrolidinyl, 5 imidazolyl, pyrazolyl, thienyl, furyl, dioxolanyl, isoxazolyl or isothiazolyl; each of the aforementioned being optionally substituted with one to five groups selected from halogen, C₁₋₆ alkyl which is optionally partially or fully halogenated, C₃₋₈ cycloalkanyl, C₅₋₈ cycloalkenyl, hydroxy, nitrile, C₁₋₃ alkoxy which is optionally partially or fully halogenated or NH₂C(O), mono- or di(C₁₋₃alkyl)amino, and mono- or 10 di(C₁₋₃alkyl)aminocarbonyl;

or **R₁** is

cyclopropyloxy, cyclobutyloxy, cyclopentyloxy, cyclohexyloxy, or cycloheptyloxy each being optionally partially or fully halogenated and optionally substituted with one to three 15 C₁₋₃ alkyl groups optionally partially or fully halogenated, nitrile, hydroxyC₁₋₃ alkyl or aryl;

phenoxy or benzyloxy each being optionally partially or fully halogenated and optionally substituted with one to three C₁₋₃ alkyl groups optionally partially or fully 20 halogenated, nitrile, hydroxyC₁₋₃alkyl or aryl;

cyclopropyl, cyclobutyl, cyclopentyl, cyclohexyl, cycloheptyl, bicyclopentanyl, bicyclohexanyl or bicycloheptanyl, each being optionally partially or fully halogenated and optionally substituted with one to three C₁₋₃ alkyl optionally partially or fully 25 halogenated, nitrile, hydroxyC₁₋₃alkyl or aryl;

C₃₋₁₀ branched or unbranched alkenyl each being optionally partially or fully halogenated, and optionally substituted with one to three C₁₋₅ branched or unbranched alkyl, phenyl, naphthyl, pyridinyl, pyrimidinyl, pyrazinyl, pyridazinyl, pyrrolyl, imidazolyl, pyrazolyl, 30 thienyl, furyl, isoxazolyl or isothiazolyl, each of the aforementioned being substituted with one to five halogen, C₁₋₆ alkyl which is optionally partially or fully halogenated,

cyclopropanyl, cyclobutanyl, cyclopentanyl, cyclohexanyl, cycloheptanyl,
bicyclopentanyl, bicyclohexanyl and bicycloheptanyl, hydroxy, nitrile, C₁₋₃ alkyloxy
which is optionally partially or fully halogenated, NH₂C(O), mono- or di(C₁₋₃
alkyl)aminocarbonyl; the C₃₋₁₀ branched or unbranched alkenyl being optionally
5 interrupted by one or more heteroatoms chosen from O, N and S(O)_m;

cyclopentenyl, cyclohexenyl, cyclohexadienyl, cycloheptenyl, cycloheptadienyl,
bicyclohexenyl or bicycloheptenyl, wherein such cycloalkenyl group is optionally
substituted with one to three C₁₋₃ alkyl groups;

10

oxo, nitrile, halogen;

silyl containing three C₁₋₄ alkyl groups optionally partially or fully halogenated; or

15 C₃₋₆ alkynyl branched or unbranched carbon chain optionally partially or fully
halogenated, wherein one or more methylene groups are optionally replaced by O, NH or
S(O)_m and wherein said alkynyl group is optionally independently substituted with one to
two oxo groups, hydroxy, pyrrolidinyl, pyrrolyl, tetrahydropyranyl, one or more C₁₋₄ alkyl
optionally substituted by one or more halogen atoms, nitrile, morpholino, piperidinyl,
20 piperazinyl, imidazolyl, phenyl, pyridinyl, tetrazolyl, or mono- or di(C₁₋₃alkyl)amino
optionally substituted by one or more halogen atoms;

each R₂, R₄ and R₅ is

25 a C₁₋₆ branched or unbranched alkyl optionally partially or fully halogenated, C₁₋₆ acyl,
aroyl, C₁₋₄ branched or unbranched alkoxy, each being optionally partially or fully
halogenated, halogen, methoxycarbonyl, C₁₋₃ alkyl-S(O)_m optionally partially or fully
halogenated, or phenyl-S(O)_m;

30 C₁₋₆ alkoxy, hydroxy, carboxy, oxo, nitrile, nitro, halogen;

or amino-S(O)_m- wherein the N atom is optionally independently mono- or di-substituted by C₁₋₆alkyl or arylC₀₋₃alkyl, or amino wherein the N atom is optionally independently mono- or di-substituted by C₁₋₃ alkyl, arylC₀₋₃ alkyl, C₁₋₆ acyl, C₁₋₆alkyl-S(O)_m- or arylC₀₋₃ alkyl-S(O)_m-, each of the aforementioned alkyl and aryl in this subparagraph are
 5 optionally partially or fully halogenated and optionally substituted with one to two C₁₋₆ alkyl or C₁₋₆ alkoxy;

each **R**₃ is independently:

(**J**)_p-**L**-S(O)_m-N(**L**)-, [(**J**)_p-**L**]₂N-S(O)_m-, [(**J**)_p-**L**]₂N-

10 wherein for **R**₃:

J is:

cyclopropyl, cyclobutyl, cyclopentyl, cyclohexyl, cycloheptyl, bicyclopentanyl,
 bicyclohexanyl or bicycloheptanyl;

15 cyclobutenyl, cyclopentenyl, cyclohexenyl, cyclohexadienyl, cycloheptenyl,
 cycloheptadienyl, bicyclohexenyl or bicycloheptenyl;

phenyl, naphthyl, morpholino, thiomorpholino, pyridinyl, piperadiny, piperazinyl,
 pyrimidinyl, pyrazinyl, pyridazinyl, pyrrolyl, pyrrolidinyl, imidazolyl, pyrazolyl,
 20 thiazolyl, oxazolyl, oxazolyl, [1,3,4]oxadiazol, triazolyl, tetrazolyl, thienyl, furyl,
 dioxolanyl, tetrahydrofuryl, isoxazolyl, isothiazolyl, quinolinyl, isoquinolinyl, indolyl,
 benzimidazolyl, benzofuranyl, benzoxazolyl, benzisoxazolyl, benzpyrazolyl,
 benzothiofuranyl, cinnoliny, pterindinyl, phthalazinyl, naphthypyridinyl, quinoxaliny,
 quinazoliny, purinyl or indazolyl,
 25 a fused aryl selected from benzocyclobutanyl, indanyl, indenyl, dihydronaphthyl,
 tetrahydronaphthyl, benzocycloheptanyl and benzocycloheptenyl,

or **J** is a fused heteroaryl selected from cyclopentenopyridinyl, cyclohexanopyridinyl,
 cyclopentanopyrimidinyl, cyclohexanopyrimidinyl, cyclopentanopyrazinyl,
 30 cyclohexanopyrazinyl, cyclopentanopyridazinyl, cyclohexanopyridazinyl,
 cyclopentanoquinolinyl, cyclohexanoquinolinyl, cyclopentanoisoquinolinyl,

cyclohexanoisoquinolinyl, cyclopentanoindolyl, cyclohexanoindolyl,
 cyclopentanobenzimidazolyl, cyclohexanobenzimidazolyl, cyclopentanobenzoxazolyl,
 cyclohexanobenzoxazolyl, cyclopentanoimidazolyl, cyclohexanoimidazolyl,
 cyclopentanothienyl and cyclohexanothienyl;

5

wherein each of the above **J** is optionally substituted by one to three **R₆**;

each **R₆** is independently

C₁₋₆ alkyl, C₁₋₆ alkoxy, arylC₀₋₆ alkyl, heterocycleC₀₋₆ alkyl, heteroarylC₀₋₆ alkyl each
 10 optionally substituted by halogen, hydroxy, carboxy, oxo, nitro, nitrile or amino
 optionally mono- or di-substituted by C₁₋₃ alkyl, or **R₆** is amino optionally mono- or di-
 substituted by C₁₋₆ alkyl, C₁₋₆ acyl, C₀₋₆ alkylaryl, C₀₋₆ alkylheterocycle or C₀₋₆
 alkylheteroaryl, halogen, hydroxy, carboxy, oxo, nitro or nitrile; wherein each of the
 above heterocycle and heteroaryl in this paragraph are independently chosen from those
 15 hereinabove described for **J**;


L is

a bond, hydrogen, oxy, a C₁₋₆ saturated or unsaturated branched or unbranched
 carbon chain, wherein one or more C atoms are optionally replaced by O, N, or S(O)_m ;
 20 and wherein each **L** is optionally partially or fully halogenated and optionally
 independently substituted with one to two oxo groups, nitrile, amino, imino, guanidino,
 phenyl or one or more C₁₋₄ alkyl optionally substituted by one or more halogen atoms;

and wherein for **R₃**, the arrangement of covalent attachments shall be understood to be as
 25 follows:

For each [(**J**)_p-**L**] within [(**J**)_p-**L**]₂N-S(O)_m- or [(**J**)_p-**L**]₂N-, it shall be understood that
 one or two [(**J**)_p-**L**] can be covalently attached to the N atom as either [(**J**)_p-**L**]₂N-; or
 [(**J**)_p-**L**]-NH- if one [(**J**)_p-**L**] is hydrogen and the other is a substituent as defined herein;
 or both can be hydrogen to form NH₂. In any of the aforementioned embodiments for **R₃**,
 30 **J** may be multiply attached to an **L**, for example (**J**)₂**L**, or sequentially attached, for
 example, [**J**-**J**-**L**-] according to the value of **p**;

and with the proviso that when R_3 is $[(J)_p-L]_2N-$, the combination of L and N cannot form:



5

m and p are each independently 0, 1 or 2;

W is O or S and

pharmaceutically acceptable derivatives thereof.

10

In another embodiment of the invention there is provided compounds of the formula(I) as described above and wherein:

E is -NH-;

15 W is O.

In yet another embodiment there are provided compounds of the formula(I) as described immediately above and wherein:

20

G is

phenyl, pyridinyl, pyridonyl, naphthyl, quinoliny, isoquinoliny, pyrazinyl, benzimidazolyl, benzoxazolyl, benzoxazolonyl, benzofuranyl, benzothiophenyl, benzpyrazolyl, dihydrobenzofuranyl, dihydrobenzothiophenyl, 3,4-dihydro-2H-
 25 benzo[1,4]oxazinyl, indanyl, indenyl, indolyl, indoliny, indolonyl, 2,3-dihydro-1H-indolyl or indolinonyl, wherein G is substituted by one R_3 and further substituted by one or more R_1 or R_2 ;

Ar is:

naphthyl, quinolinyl, isoquinolinyl, tetrahydronaphthyl, tetrahydroquinolinyl, tetrahydroisoquinolinyl, indanyl, indenyl or indolyl each being optionally substituted by one or more R_4 or R_5 groups;

5 **X** is:

phenyl, furanyl, thienyl, pyrrolyl, pyrazolyl, imidazolyl, pyridinyl, pyrimidinyl, pyridinonyl, dihydropyridinonyl, maleimidyl, dihydromaleimidyl, piperdiny, piperazinyl, pyridazinyl or pyrazinyl; each being optionally independently substituted with one to three C_{1-4} alkyl, C_{1-4} alkoxy, hydroxy, nitrile, amino, mono- or di- $(C_{1-3}$ alkyl)amino, mono- or di- $(C_{1-3}$ alkylamino)carbonyl, $NH_2C(O)$, C_{1-6} alkyl- $S(O)_m$ or halogen;
and

Z is:

15 phenyl, heteroaryl selected from pyridinyl, piperazinyl, pyrimidinyl, pyridazinyl, pyrazinyl, imidazolyl, furanyl, thienyl and pyranyl, heterocycle selected from 2-oxa-5-aza-bicyclo[2.2.1]heptanyl, tetrahydropyrimidonyl, pentamethylene sulfidyl, pentamethylene sulfoxidyl, pentamethylene sulfonyl, tetramethylene sulfidyl, tetramethylene sulfoxidyl tetramethylene sulfonyl, tetrahydropyranyl, tetrahydrofuranly,
20 1,3-dioxolanonyl, 1,3-dioxanonyl, 1,4-dioxanyl, morpholino, thiomorpholino, thiomorpholino sulfoxidyl, piperidinyl, piperidinonyl, dihydrothiazolyl, dihydrothiazolyl sulfoxidyl, pyrrolidinyl and dioxolanyl which are optionally substituted with one to three nitrile, C_{1-3} alkyl, C_{1-3} alkoxy, amino, mono- or di- $(C_{1-3}$ alkyl)amino, $CONH_2$ or OH ; or **Z** is optionally substituted by phenyl, heterocycle or heteroaryl as hereinabove
25 described in this paragraph each in turn is optionally substituted by halogen, C_{1-3} alkyl or C_{1-3} alkoxy; or **Z** is hydroxy, halogen, nitrile, amino wherein the N atom is optionally independently mono- or di-substituted by C_{1-3} acyl, C_{1-6} alkyl or C_{1-3} alkoxy C_{1-3} alkyl, C_{1-6} alkyl branched or unbranched, C_{1-6} alkoxy, C_{1-3} acylamino, nitrile C_{1-4} alkyl, C_{1-6} alkyl- $S(O)_m$, and phenyl- $S(O)_m$, wherein the phenyl ring is optionally substituted with one to
30 two halogen, C_{1-6} alkoxy, hydroxy or mono- or di- $(C_{1-3}$ alkyl)amino.

In yet still another embodiment of the invention there is provided compounds of the formula(I) as described immediately above and wherein:

G is

5 phenyl, pyridinyl, pyridonyl, naphthyl, quinoliny, isoquinoliny, pyrazinyl, 3,4-dihydro-2H-benzo[1,4]oxazinyl, benzothiophenyl, dihydrobenzofuranyl, dihydrobenzothiophenyl, benzooxazolyl, indanyl, indolyl, indolinyl, indolonyl or indolinonyl, wherein G is substituted by one **R₃** and further substituted by one or more **R₁** or **R₂**;

10 **Ar** is naphthyl;

X is

phenyl, imidazolyl, pyridinyl, pyrimidinyl, piperdinyl, piperazinyl, pyridazinyl or pyrazinyl each being optionally independently substituted with one to three C₁₋₄ alkyl, C₁₋₄ alkoxy, hydroxy, nitrile, amino, mono- or di-(C₁₋₃ alkyl)amino, mono- or di-(C₁₋₃ alkylamino)carbonyl, NH₂C(O), C₁₋₆ alkyl-S(O)_m or halogen;

15

Y is:

a bond or

20 a C₁₋₄ saturated carbon chain wherein one or more of the C atoms is optionally replaced by O, N or S and wherein Y is optionally independently substituted with nitrile or oxo;

Z is:

phenyl, pyridinyl, pyrimidinyl, pyridazinyl, pyrazinyl, imidazolyl, dihydrothiazolyl, dihydrothiazolyl sulfoxide, pyranyl, pyrrolidinyl, phenylpiperazinyl, tetrahydropyranyl, tetrahydrofuranly, dioxolanyl, 2-oxa-5-aza-bicyclo[2.2.1]heptanyl, morpholino, thiomorpholino, thiomorpholino sulfoxidyl, piperidinyl, piperidinonyl, piperazinyl or tetrahydropyrimidonyl each of which are optionally substituted with one to two C₁₋₂ alkyl or C₁₋₂ alkoxy; or

25

30 **Z** is hydroxy, C₁₋₃ alkyl, C₁₋₃ alkoxy, C₁₋₃ acylamino, C₁₋₃ alkylsulfonyl, nitrile C₁₋₃ alkyl or amino mono or di-substituted by C₁₋₃acyl, C₁₋₆alkyl or C₁₋₃alkoxyC₁₋₃alkyl;

each R_1 is independently:

- 5 C_{1-5} alkyl branched or unbranched optionally partially or fully halogenated, wherein one or more C atoms are optionally independently replaced by O, N or $S(O)_m$, and wherein said C_{1-5} alkyl is optionally substituted with oxo, dioxolanyl, pyrrolidinyl, furyl or phenyl each optionally substituted with one to three halogen, C_{1-3} alkyl which is optionally partially or fully halogenated, hydroxy, nitrile and C_{1-3} alkoxy which is optionally partially or fully halogenated;
- 10 cyclopropyl, cyclobutyl, cyclopentanyl, cyclohexanyl, bicyclopentanyl or bicyclohexanyl, each being optionally partially or fully halogenated and optionally substituted with one to three C_{1-3} alkyl groups optionally partially or fully halogenated, nitrile, hydroxy C_{1-3} alkyl or phenyl; and an analog of cyclopropyl, cyclobutyl, cyclopentanyl, cyclohexanyl, bicyclopentanyl or bicyclohexanyl;
- 15 oxo;
- C_{2-4} alkynyl optionally partially or fully halogenated wherein one or more methylene groups are optionally replaced by O, and optionally independently substituted with one to two oxo groups, hydroxy, pyrrolidinyl, pyrrolyl, tetrahydropyranyl, C_{1-4} alkyl optionally substituted by one or more halogen atoms, nitrile, morpholino, piperidinyl, piperazinyl,
- 20 imidazolyl, phenyl, pyridinyl, tetrazolyl, or mono- or di(C_{1-3} alkyl)amino optionally substituted by one or more halogen atoms;
- or
- silyl containing three C_{1-2} alkyl groups optionally partially or fully halogenated;

25 each R_2 is independently:

- a C_{1-4} alkyl optionally partially or fully halogenated, C_{1-4} alkoxy optionally partially or fully halogenated, bromo, chloro, fluoro, methoxycarbonyl, methyl- $S(O)_m$, ethyl- $S(O)_m$ each optionally partially or fully halogenated or phenyl- $S(O)_m$;
- or R_2 is mono- or di- C_{1-3} acylamino, amino- $S(O)_m$ or $S(O)_m$ amino wherein the N atom is
- 30 mono- or di-substituted by C_{1-3} alkyl or phenyl, nitrile, nitro or amino;

In yet a further embodiment of the invention there is provided compounds of the formula(I) as described immediately above and wherein:

5 **G** is:

phenyl, pyridinyl, pyridonyl, 2-naphthyl, quinolinyl, isoquinolinyl, dihydrobenzofuranyl, indanyl, 5-indolyl, 3-oxo-3,4-dihydro-2H-benzo[1,4]oxazin-8-yl, benzoxalolyl, 2,3-dihydrobenzooxazol-7-yl, 2-oxo-2,3-dihydro-1H-indol-5-yl, indolinyl, indolonyl, or indolinonyl, wherein **G** is substituted by one **R₃** and further substituted by one or more

10 **R₁** or **R₂**;

Ar is 1-naphthyl;

X is:

15 phenyl, imidazolyl, pyridinyl, pyrimidinyl, piperdinyl, piperazinyl, pyridazinyl or pyrazinyl and wherein **X** is attached to the 4-position of **Ar**;

Y is:

a bond or

20 -CH₂-, -CH₂CH₂-, O-CH₂CH₂-, -C(O)-, -O-, -S-, -NH-CH₂CH₂CH₂-, -N(CH₃)-, CH₂(CN)CH₂-NH-CH₂ or -NH-;

Z is:

morpholino, dioxolanyl, tetrahydrofuranyl, pyridinyl, pyrrolidinyl, 2-oxa-5-aza-

25 bicyclo[2.2.1]heptanyl, C₁₋₃ alkoxyphenylpiperazinyl, hydroxy, C₁₋₃ alkyl,

N,N-diC₁₋₃ alkoxyC₁₋₃ alkylamino, C₁₋₃ acylamino, C₁₋₆ dialkylamino, C₁₋₃ alkylsulfonyl or nitrileC₁₋₃ alkyl;

R₁ is:

30 C₁₋₅ alkyl optionally partially or fully halogenated wherein one or more C atoms are optionally independently replaced by O or N, and wherein said C₁₋₅ alkyl is optionally

substituted with oxo, dioxolanyl, pyrrolidinyl, furyl or phenyl optionally substituted by C₁₋₃alkoxy;

5 cyclopropyl, cyclopentanyl, cyclohexanyl and bicyclopentanyl optionally substituted with one to three methyl groups optionally partially or fully halogenated, nitrile, hydroxymethyl or phenyl; or 2-tetrahydrofuranyl substituted by methyl; or trimethyl silyl;

propynyl substituted hydroxy or tetrahydropyran-2-yloxy;

10

R₂ is:

is C₁₋₄ alkoxy optionally partially or fully halogenated, mono- or di-C₁₋₃ acylamino, amino-S(O)_m or S(O)_m amino wherein the N atom is mono- or di-substituted by C₁₋₃ alkyl or phenyl, bromo, chloro, fluoro, nitrile, nitro, amino, methylsulfonyl optionally partially
15 or fully halogenated or phenylsulfonyl;
and

J is:

cyclopropyl, cyclobutyl, cyclopentyl, cyclohexyl, cycloheptyl, bicyclopentanyl,
20 bicyclohexanyl or bicycloheptanyl,
phenyl, naphthyl, morpholino, thiomorpholino, piperidinyl, piperazinyl, pyridinyl, pyrimidinyl, pyrazinyl, pyridazinyl, pyrrolyl, pyrrolidinyl, imidazolyl, pyrazolyl, thiazolyl, isothiazolyl, thienyl, furyl, dioxolanyl, tetrahydrofuryl, isoxazolyl and oxazolyl,
25 cyclobutenyl, cyclopentenyl, cyclohexenyl, cyclohexadienyl, cycloheptenyl, cycloheptadienyl, bicyclohexenyl or bicycloheptenyl; or an analog of each thereof wherein one to three ring methylene groups are independently replaced by O, S(O)_m, CHOH, >C=O, >C=S or NH;
each of the above **J** is optionally substituted by one to two **R₆**.

30

L is:

C₁₋₆ alkyl wherein one or more C atoms are optionally independently replaced by O or N, optionally partially or fully halogenated and optionally substituted with oxo, amino, imino and hydroxy;

5 **m** is 2; and
p is 0, 1 or 2.

In yet still a further embodiment of the invention there are provided compounds of the
10 formula(I) as described immediately above and wherein:

G is:

phenyl, pyridinyl, 5-indolyl, 3-oxo-3,4-dihydro-2H-benzo[1,4]oxazin-8-yl, benzoxalolyl,
2,3-dihydrobenzoxazol-7-yl, 2-oxo-2,3-dihydro-1H-indol-5-yl or 2-naphthyl wherein **G**
15 is substituted by one **R**₃ and further substituted by one or more **R**₁ or **R**₂;

X is:

imidazolyl, pyridinyl, pyrimidinyl or pyrazinyl;

20 **Y** is:

a bond, -OCH₂CH₂-, -CH₂CH₂-, -O-, CH₂(CN)CH₂-NH-CH₂-, -CH₂-, -NH-CH₂CH₂- or -
NH-;

Z is:

25 morpholin-4yl, dioxolan-2yl, tetrahydrofuranyl, pyridinyl, pyrrolidinyl, 2-oxa-5-aza-
bicyclo[2.2.1]hept-5yl, methoxyphenylpiperazinyl, hydroxy, methyl, N,N-
dimethoxyethylamino, acetylamino, C₁₋₃ dialkylamino, methylsulfonyl or cyanoethyl;

R₁ is:

30 tert-butyl, sec-butyl, tert-amyl, phenyl, tetrahydropyran-2-yloxypropynyl,
hydroxypropynyl, trihalomethyl, 2,2-diethylpropionyl or cyclohexanyl;

R₂ is:

is C₁₋₃ alkoxy optionally partially or fully halogenated, mono- or di-C₁₋₃ acylamino, amino-S(O)_m or S(O)_m amino wherein the N atom is mono- or di-substituted by C₁₋₃ alkyl
 5 or phenyl, bromo, chloro, fluoro, nitrile, nitro, amino, methylsulfonyl optionally partially or fully halogenated or phenylsulfonyl;

each **R₃** is independently:

10 (J)₀₋₁-L-S(O)₂-N(L)-, [(J)₀₋₁-L]₂N-,

wherein for **R₃**:

L is hydrogen, oxy, C₁₋₆ alkyl, C₁₋₅ alkoxy, amidoC₁₋₅ alkoxy, amidoC₁₋₅ alkyl, C₁₋₅ alkylimino or C₁₋₅ alkylsulfonyl;

J is as hereinabove described in the previous embodiment,

15

and **R₆** is halogen, nitro, nitrile, hydroxy, carboxy or oxo.

In yet still even a further embodiment of the invention there is provided compounds of
 20 the formula(I) as described immediately above and wherein:

G is phenyl substituted by one **R₃** and further substituted by one to two **R₁** or **R₂**;

X is pyridinyl;

25

J is

cyclopropyl, cyclobutenyl, phenyl, naphthyl, morpholino, pyridinyl, pyrimidinyl, pyrazinyl, pyrrolidinyl, oxazolyl, 4,5-dihydro-oxazol-2yl, isoxazolyl, thienyl, furyl, dioxolanyl, tetrahydrofuryl, thiazolyl, 4,5-dihydro-thiazolyl or isothiazolyl,

30 each of the above **J** being optionally substituted by one to two **R₆**;

Y is:

a bond, -OCH₂CH₂-, -CH₂CH₂-, -O-, -CH₂-, -NH-CH₂CH₂- or -NH-;

Z is

morpholin-4yl, tetrahydrofuranyl or pyridinyl,

5

L is

hydrogen, C₁₋₆ alkyl, C₁₋₅ alkoxy, amidoC₁₋₅ alkoxy, amidoC₁₋₅ alkyl, C₁₋₅ alkylimino or C₁₋₅ alkylsulfonyl;

R₆ is

10 thiomorpholino, morpholino, piperazinyl, piperidinyl or pyrrolindinyl each optionally substituted by halogen, hydroxy or amino optionally mono- or di-substituted by C₁₋₃ alkyl, or **R₆** is C₁₋₃ alkyl, C₁₋₃ alkoxy, aminoC₁₋₃ acyl, amino optionally mono- or di-substituted by C₁₋₃ alkyl, benzylamino, halogen, nitro, nitrile, hydroxy, carboxy or oxo.

15 In still even a further embodiment of the invention there is provided compounds of the formula(I) as provided immediately above and wherein:

X is pyridinyl attached to **Ar** via the 3-pyridinyl position;

and

20

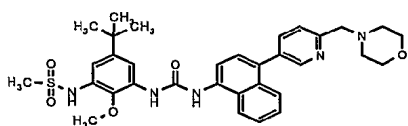
J is

phenyl, morpholin-4yl, 4,5-dihydro-oxazol-2yl, dioxolanyl, tetrahydrofuryl, isoxazolyl or cyclobuten-1-enyl wherein said cyclobuten-1-enyl is optionally substituted by methylamino, dimethylamino, dimethylaminoethyl, benzylamino, piperidin-1yl, thiomorpholin-4yl, morpholin-4yl, morpholin-4ylethyl, pyrrolidin-1yl optionally 3-
25 substituted by hydroxy or dimethylamino.

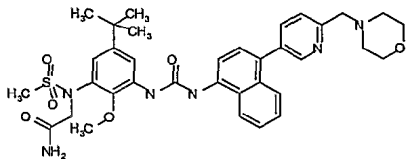
Table 1 shows representative compounds of the formula(I):

30

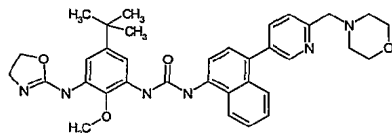
TABLE 1



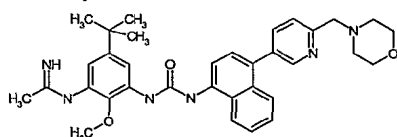
N-(5-tert-Butyl-2-methoxy-3-{3-[4-(6-morpholin-4-ylmethyl-pyridin-3-yl)-naphthalen-1-yl]-ureido}-phenyl)-methanesulfonamide;



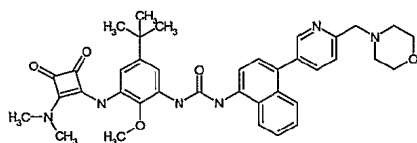
2-[(5-tert-Butyl-2-methoxy-3-{3-[4-(6-morpholin-4-ylmethyl-pyridin-3-yl)-naphthalen-1-yl]-ureido}-phenyl)-methanesulfonyl-amino]-acetamide;



1-[5-tert-Butyl-3-(4,5-dihydro-oxazol-2-ylamino)-2-methoxy-phenyl]-3-[4-(6-morpholin-4-ylmethyl-pyridin-3-yl)-naphthalen-1-yl]-urea;



N-(5-tert-Butyl-2-methoxy-3-{3-[4-(6-morpholin-4-ylmethyl-pyridin-3-yl)-naphthalen-1-yl]-ureido}-phenyl)-acetamide;



1-[5-tert-Butyl-3-(2-dimethylamino-3,4-dioxo-cyclobut-1-enylamino)-2-methoxy-phenyl]-3-[4-(6-morpholin-4-ylmethyl-pyridin-3-yl)-naphthalen-1-yl]-urea;

and the pharmaceutically acceptable derivatives thereof.

5

In addition to the abovementioned compounds, the following prophetic compounds of the formula(I) may be made by the general methods described in the specification:

10

[(5-tert-Butyl-2-methoxy-3-{3-[4-(6-morpholin-4-ylmethyl-pyridin-3-yl)-naphthalen-1-yl]-ureido}-phenyl)-methanesulfonyl-amino]-acetic acid methyl ester;

1-[5-tert-Butyl-3-(4,5-dihydro-thiazol-2-ylamino)-2-methoxy-phenyl]-3-[4-(5-morpholin-4-ylmethyl-pyridin-2-yl)-naphthalen-1-yl]-urea;

[(5-tert-Butyl-2-methoxy-3-{3-[4-(6-morpholin-4-ylmethyl-pyridin-3-yl)-naphthalen-1-yl]-ureido}-phenyl)-methanesulfonyl-amino]-acetic acid;

[(5-tert-Butyl-2-methoxy-3-{3-[4-(6-morpholin-4-ylmethyl-pyridin-3-yl)-naphthalen-1-yl]-ureido}-phenyl)-methanesulfonyl-amino]-acetic acid tetrahydro-furan-3-yl ester;

[(5-tert-Butyl-2-methoxy-3-{3-[4-(6-morpholin-4-ylmethyl-pyridin-3-yl)-naphthalen-1-yl]-ureido}-phenyl)-methanesulfonyl-amino]-acetic acid 2-methoxy-ethyl ester;

N-(5-tert-Butyl-2-methoxy-3-{3-[4-(6-morpholin-4-ylmethyl-pyridin-3-yl)-naphthalen-1-yl]-ureido}-phenyl)-N-(2-morpholin-4-yl-2-oxo-ethyl)-methanesulfonamide;

2-[(5-tert-Butyl-2-methoxy-3-{3-[4-(6-morpholin-4-ylmethyl-pyridin-3-yl)-naphthalen-1-yl]-ureido}-phenyl)-methanesulfonyl-amino]-N,N-dimethyl-acetamide;

1-[5-tert-Butyl-3-(4,5-dihydro-thiazol-2-ylamino)-2-methoxy-phenyl]-3-[4-(6-morpholin-4-ylmethyl-pyridin-3-yl)-naphthalen-1-yl]-urea;

2-[(5-tert-Butyl-2-methoxy-3-{3-[4-(6-morpholin-4-ylmethyl-pyridin-3-yl)-naphthalen-1-yl]-ureido}-phenyl)-methanesulfonyl-amino]-N-methyl-acetamide;

2-[(5-tert-Butyl-2-methoxy-3-{3-[4-(6-morpholin-4-ylmethyl-pyridin-3-yl)-naphthalen-1-yl]-ureido}-phenyl)-methanesulfonyl-amino]-N-(2-methoxy-ethyl)-acetamide;

N-(5-tert-Butyl-2-methoxy-3-{3-[4-(6-morpholin-4-ylmethyl-pyridin-3-yl)-naphthalen-1-yl]-ureido}-phenyl)-N-(2-oxo-2-pyrrolidin-1-yl-ethyl)-methanesulfonamide;

2-[(5-tert-Butyl-2-methoxy-3-{3-[4-(6-morpholin-4-ylmethyl-pyridin-3-yl)-naphthalen-1-yl]-ureido}-phenyl)-methanesulfonyl-amino]-N-cyclopropylmethyl-acetamide;

N-(5-tert-Butyl-2-methoxy-3-{3-[4-(6-morpholin-4-ylmethyl-pyridin-3-yl)-naphthalen-1-yl]-ureido}-phenyl)-N-methyl-methanesulfonamide;

N-(5-tert-Butyl-2-methoxy-3-{3-[4-(6-morpholin-4-ylmethyl-pyridin-3-yl)-naphthalen-1-yl]-ureido}-phenyl)-N-ethyl-methanesulfonamide;

N-[5-(5-tert-Butyl-2-methoxy-3-{3-[4-(6-morpholin-4-ylmethyl-pyridin-3-yl)-naphthalen-1-yl]-ureido}-phenylsulfamoyl)-4-methyl-thiazol-2-yl]-acetamide;

Thiophene-2-sulfonic acid (5-tert-butyl-2-methoxy-3-{3-[4-(6-morpholin-4-ylmethyl-pyridin-3-yl)-naphthalen-1-yl]-ureido}-phenyl)-amide;

N-(5-tert-Butyl-2-methoxy-3-{3-[4-(6-morpholin-4-ylmethyl-pyridin-3-yl)-naphthalen-1-yl]-ureido}-phenyl)-4-fluoro-benzenesulfonamide;

Propane-2-sulfonic acid (5-tert-butyl-2-methoxy-3-{3-[4-(6-morpholin-4-ylmethyl-pyridin-3-yl)-naphthalen-1-yl]-ureido}-phenyl)-amide;

2-(5-tert-Butyl-2-methoxy-3-{3-[4-(6-morpholin-4-ylmethyl-pyridin-3-yl)-naphthalen-1-yl]-ureido}-phenylsulfamoyl)-N,N-dimethyl-acetamide;

2-Oxo-2-pyrrolidin-1-yl-ethanesulfonic acid (5-tert-butyl-2-methoxy-3-{3-[4-(6-morpholin-4-ylmethyl-pyridin-3-yl)-naphthalen-1-yl]-ureido}-phenyl)-amide;

1-[5-tert-Butyl-2-methoxy-3-(1-methyl-4,5-dihydro-1H-imidazol-2-ylamino)-phenyl]-3-[4-(6-morpholin-4-ylmethyl-pyridin-3-yl)-naphthalen-1-yl]-urea;

2-Morpholin-4-yl-2-oxo-ethanesulfonic acid (5-tert-butyl-2-methoxy-3-{3-[4-(6-morpholin-4-ylmethyl-pyridin-3-yl)-naphthalen-1-yl]-ureido}-phenyl)-amide;

3,5-Dimethyl-isoxazole-4-sulfonic acid (5-tert-butyl-2-methoxy-3-{3-[4-(6-morpholin-4-ylmethyl-pyridin-3-yl)-naphthalen-1-yl]-ureido}-phenyl)-amide;

1-Methyl-1H-imidazole-4-sulfonic acid (5-tert-butyl-2-methoxy-3-{3-[4-(6-morpholin-4-ylmethyl-pyridin-3-yl)-naphthalen-1-yl]-ureido}-phenyl)-amide;

5-Bromo-thiophene-2-sulfonic acid (5-tert-butyl-2-methoxy-3-{3-[4-(6-morpholin-4-ylmethyl-pyridin-3-yl)-naphthalen-1-yl]-ureido}-phenyl)-amide;

N-(5-tert-Butyl-2-methoxy-3-{3-[4-(6-morpholin-4-ylmethyl-pyridin-3-yl)-naphthalen-1-yl]-ureido}-phenyl)-3-methoxy-benzenesulfonamide;

Cyclopropanesulfonic acid (5-tert-butyl-2-methoxy-3-{3-[4-(6-morpholin-4-ylmethyl-pyridin-3-yl)-naphthalen-1-yl]-ureido}-phenyl)-amide;

N-(5-tert-Butyl-2-methoxy-3-{3-[4-(6-morpholin-4-ylmethyl-pyridin-3-yl)-naphthalen-1-yl]-ureido}-phenyl)-N-(2-morpholin-4-yl-ethyl)-methanesulfonamide;

1-[5-tert-Butyl-3-(4,5-dihydro-thiazol-2-ylamino)-2-methoxy-phenyl]-3-[4-(6-dimethylaminomethyl-pyridin-3-yl)-naphthalen-1-yl]-urea;

N-(5-tert-Butyl-2-methoxy-3-{3-[4-(6-morpholin-4-ylmethyl-pyridin-3-yl)-naphthalen-1-yl]-ureido}-phenyl)-N-(2-dimethylamino-ethyl)-methanesulfonamide;

N-(5-tert-Butyl-2-methoxy-3-{3-[4-(6-piperidin-1-ylmethyl-pyridin-3-yl)-naphthalen-1-yl]-ureido}-phenyl)-2-oxo-2-pyrrolidin-1-yl-acetamide;

N-(5-tert-Butyl-2-methoxy-3-{3-[4-(6-morpholin-4-ylmethyl-pyridin-3-yl)-naphthalen-1-yl]-ureido}-phenyl)-2-oxo-2-pyrrolidin-1-yl-acetamide;

N-(5-tert-Butyl-2-methoxy-3-{3-[4-(6-morpholin-4-ylmethyl-pyridin-3-yl)-naphthalen-1-yl]-ureido}-phenyl)-2-oxo-2-piperidin-1-yl-acetamide;

N-(5-tert-Butyl-2-methoxy-3-{3-[4-(6-morpholin-4-ylmethyl-pyridin-3-yl)-naphthalen-1-yl]-ureido}-phenyl)-2-oxo-2-piperazin-1-yl-acetamide;

N-(5-tert-Butyl-2-methoxy-3-{3-[4-(4-morpholin-4-ylmethyl-phenyl)-naphthalen-1-yl]-ureido}-phenyl)-2-oxo-2-piperazin-1-yl-acetamide;

1-[5-tert-Butyl-2-methoxy-3-(2-methylamino-3,4-dioxo-cyclobut-1-enylamino)-phenyl]-3-[4-(6-morpholin-4-ylmethyl-pyridin-3-yl)-naphthalen-1-yl]-urea;

1-[5-tert-Butyl-2-methoxy-3-(2-methylamino-3,4-dioxo-cyclobut-1-enylamino)-phenyl]-3-[4-(6-diethylaminomethyl-pyridin-3-yl)-naphthalen-1-yl]-urea;

1-[3-(2-Benzylamino-3,4-dioxo-cyclobut-1-enylamino)-5-tert-butyl-2-methoxy-phenyl]-3-[4-(4-dimethylaminomethyl-phenyl)-naphthalen-1-yl]-urea;

1-[3-(2-Benzylamino-3,4-dioxo-cyclobut-1-enylamino)-5-tert-butyl-2-methoxy-phenyl]-3-[4-(4-morpholin-4-ylmethyl-phenyl)-naphthalen-1-yl]-urea;

1-[5-tert-Butyl-3-(3,4-dioxo-2-thiomorpholin-4-yl-cyclobut-1-enylamino)-2-methoxy-phenyl]-3-[4-(6-morpholin-4-ylmethyl-pyridin-3-yl)-naphthalen-1-yl]-urea;

1-{5-tert-Butyl-2-methoxy-3-[2-(4-methyl-piperazin-1-yl)-3,4-dioxo-cyclobut-1-enylamino]-phenyl}-3-[4-(6-morpholin-4-ylmethyl-pyridin-3-yl)-naphthalen-1-yl]-urea;

1-[5-tert-Butyl-2-methoxy-3-(2-morpholin-4-yl-3,4-dioxo-cyclobut-1-enylamino)-phenyl]-3-[4-(6-morpholin-4-ylmethyl-pyridin-3-yl)-naphthalen-1-yl]-urea;

1-[5-tert-Butyl-2-methoxy-3-(2-morpholin-4-yl-3,4-dioxo-cyclobut-1-enylamino)-phenyl]-3-[4-(6-diethylaminomethyl-pyridin-3-yl)-naphthalen-1-yl]-urea;

1-{5-tert-Butyl-3-[2-(3-hydroxy-pyrrolidin-1-yl)-3,4-dioxo-cyclobut-1-enylamino]-2-methoxy-phenyl}-3-{4-[6-(2-dimethylamino-ethyl)-pyridin-3-yl]-naphthalen-1-yl}-urea;

1-{5-tert-Butyl-3-[2-(3-dimethylamino-pyrrolidin-1-yl)-3,4-dioxo-cyclobut-1-enylamino]-2-methoxy-phenyl}-3-{4-[6-(2-pyrrolidin-1-yl-ethyl)-pyridin-3-yl]-naphthalen-1-yl}-urea;

1-[5-tert-Butyl-3-(3,4-dioxo-2-pyrrolidin-1-yl-cyclobut-1-enylamino)-2-methoxy-phenyl]-3-[4-(6-morpholin-4-ylmethyl-pyridin-3-yl)-naphthalen-1-yl]-urea;

1-[5-tert-Butyl-3-(3,4-dioxo-2-piperidin-1-yl-cyclobut-1-enylamino)-2-methoxy-phenyl]-3-[4-(6-morpholin-4-ylmethyl-pyridin-3-yl)-naphthalen-1-yl]-urea;

1-[5-tert-Butyl-3-(3,4-dioxo-2-piperidin-1-yl-cyclobut-1-enylamino)-2-methoxy-phenyl]-3-[4-(4-morpholin-4-ylmethyl-phenyl)-naphthalen-1-yl]-urea;

1-[5-tert-Butyl-3-(2-dimethylamino-3,4-dioxo-cyclobut-1-enylamino)-2-methoxy-phenyl]-3-[4-(6-thiomorpholin-4-ylmethyl-pyridin-3-yl)-naphthalen-1-yl]-urea;

1-[5-tert-Butyl-3-(2-dimethylamino-3,4-dioxo-cyclobut-1-enylamino)-2-methoxy-phenyl]-3-[4-(4-pyrrolidin-1-ylmethyl-phenyl)-naphthalen-1-yl]-urea

and the pharmaceutically acceptable derivatives thereof.

5

In the second broadest generic aspect of the invention, there is provided compounds of the formula(I) as described hereinabove in the first broadest generic aspect and it's respective subgeneric embodiments, with the proviso that one or more of the following
10 compounds are hereby specifically excluded:

1-(3-Cyano-phenyl)-3-[4-(6-morpholin-4-ylmethyl-pyridin-3-yl)-naphthalen-1-yl]-urea;

1-(3-Fluoro-phenyl)-3-[4-(6-morpholin-4-ylmethyl-pyridin-3-yl)-naphthalen-1-yl]-urea;

15

1-(4-Chloro-2-trifluoromethyl-phenyl)-3-[4-(6-morpholin-4-ylmethyl-pyridin-3-yl)-naphthalen-1-yl]-urea;

20

1-(2-Chloro-5-trifluoromethyl-phenyl)-3-[4-(6-morpholin-4-ylmethyl-pyridin-3-yl)-naphthalen-1-yl]-urea;

1-(3,4-Dimethyl-phenyl)-3-[4-(6-morpholin-4-ylmethyl-pyridin-3-yl)-naphthalen-1-yl]-urea;

25

1-(3-Iodo-phenyl)-3-[4-(6-morpholin-4-ylmethyl-pyridin-3-yl)-naphthalen-1-yl]-urea;

1-[4-(6-Morpholin-4-ylmethyl-pyridin-3-yl)-naphthalen-1-yl]-3-m-tolyl-urea;

5 1-(4-Methylsulfanyl-phenyl)-3-[4-(6-morpholin-4-ylmethyl-pyridin-3-yl)-naphthalen-1-yl]-urea;

1-(3-Chloro-4-methyl-phenyl)-3-[4-(6-morpholin-4-ylmethyl-pyridin-3-yl)-naphthalen-1-yl]-urea;

10 1-(4-Chloro-3-nitro-phenyl)-3-[4-(6-morpholin-4-ylmethyl-pyridin-3-yl)-naphthalen-1-yl]-urea;

1-(2,5-Dichloro-phenyl)-3-[4-(6-morpholin-4-ylmethyl-pyridin-3-yl)-naphthalen-1-yl]-urea;

15 1-[4-(6-Morpholin-4-ylmethyl-pyridin-3-yl)-naphthalen-1-yl]-3-naphthalen-2-yl-urea;

1-[4-(6-Morpholin-4-ylmethyl-pyridin-3-yl)-naphthalen-1-yl]-3-phenyl-urea;

20 1-(3-Chloro-phenyl)-3-[4-(6-morpholin-4-ylmethyl-pyridin-3-yl)-naphthalen-1-yl]-urea;

1-(4-Chloro-3-trifluoromethyl-phenyl)-3-[4-(6-morpholin-4-ylmethyl-pyridin-3-yl)-naphthalen-1-yl]-urea;

25 1-[4-(6-Morpholin-4-ylmethyl-pyridin-3-yl)-naphthalen-1-yl]-3-(2,4,6-trichloro-phenyl)-urea;

1-(2-Methyl-3-nitro-phenyl)-3-[4-(6-morpholin-4-ylmethyl-pyridin-3-yl)-naphthalen-1-yl]-urea;

30 1-(4-Methyl-2-nitro-phenyl)-3-[4-(6-morpholin-4-ylmethyl-pyridin-3-yl)-naphthalen-1-yl]-urea;

35 1-(2,3-Dichloro-phenyl)-3-[4-(6-morpholin-4-ylmethyl-pyridin-3-yl)-naphthalen-1-yl]-urea;

1-(2-Methoxy-5-methyl-phenyl)-3-[4-(6-morpholin-4-ylmethyl-pyridin-3-yl)-naphthalen-1-yl]-urea;

40 1-(2-Chloro-6-methyl-phenyl)-3-[4-(6-morpholin-4-ylmethyl-pyridin-3-yl)-naphthalen-1-yl]-urea;

1-(2,4-Dichloro-phenyl)-3-[4-(6-morpholin-4-ylmethyl-pyridin-3-yl)-naphthalen-1-yl]-urea;

45

1-(4-Methyl-3-nitro-phenyl)-3-[4-(6-morpholin-4-ylmethyl-pyridin-3-yl)-naphthalen-1-yl]-urea;

5 1-(2,4-Dimethyl-phenyl)-3-[4-(6-morpholin-4-ylmethyl-pyridin-3-yl)-naphthalen-1-yl]-urea;

1-(2,3-Dimethyl-phenyl)-3-[4-(6-morpholin-4-ylmethyl-pyridin-3-yl)-naphthalen-1-yl]-urea;

10 1-(4-Cyano-phenyl)-3-[4-(6-morpholin-4-ylmethyl-pyridin-3-yl)-naphthalen-1-yl]-urea;

1-[4-(6-Morpholin-4-ylmethyl-pyridin-3-yl)-naphthalen-1-yl]-3-(3,4,5-trimethoxy-phenyl)-urea;

15 1-Biphenyl-4-yl-3-[4-(6-morpholin-4-ylmethyl-pyridin-3-yl)-naphthalen-1-yl]-urea;

1-(2,5-Difluoro-phenyl)-3-[4-(6-morpholin-4-ylmethyl-pyridin-3-yl)-naphthalen-1-yl]-urea;

20 1-(3-Chloro-2-methoxy-phenyl)-3-[4-(6-morpholin-4-ylmethyl-pyridin-3-yl)-naphthalen-1-yl]-urea;

1-(2-Fluoro-3-trifluoromethyl-phenyl)-3-[4-(6-morpholin-4-ylmethyl-pyridin-3-yl)-naphthalen-1-yl]-urea;

25

1-(4-Benzoyloxy-phenyl)-3-[4-(6-morpholin-4-ylmethyl-pyridin-3-yl)-naphthalen-1-yl]-urea;

30 1-(2-Methylsulfanyl-phenyl)-3-[4-(6-morpholin-4-ylmethyl-pyridin-3-yl)-naphthalen-1-yl]-urea;

1-(2-Fluoro-6-trifluoromethyl-phenyl)-3-[4-(6-morpholin-4-ylmethyl-pyridin-3-yl)-naphthalen-1-yl]-urea;

35 1-(4-Fluoro-3-trifluoromethyl-phenyl)-3-[4-(6-morpholin-4-ylmethyl-pyridin-3-yl)-naphthalen-1-yl]-urea;

1-[4-(6-Morpholin-4-ylmethyl-pyridin-3-yl)-naphthalen-1-yl]-3-(2,4,5-trimethyl-phenyl)-urea;

40

1-[4-(6-Morpholin-4-ylmethyl-pyridin-3-yl)-naphthalen-1-yl]-3-(4-trifluoromethyl-phenyl)-urea;

45 1-(3-Methylsulfanyl-phenyl)-3-[4-(6-morpholin-4-ylmethyl-pyridin-3-yl)-naphthalen-1-yl]-urea;

1-(2-Methoxy-phenyl)-3-[4-(6-morpholin-4-ylmethyl-pyridin-3-yl)-naphthalen-1-yl]-
urea;

5 1-(2-Fluoro-5-trifluoromethyl-phenyl)-3-[4-(6-morpholin-4-ylmethyl-pyridin-3-yl)-
naphthalen-1-yl]-urea;

1-(4-Methoxy-2-methyl-phenyl)-3-[4-(6-morpholin-4-ylmethyl-pyridin-3-yl)-naphthalen-
1-yl]-urea;

10 1-(2-Fluoro-5-nitro-phenyl)-3-[4-(6-morpholin-4-ylmethyl-pyridin-3-yl)-naphthalen-1-
yl]-urea;

1-(4-Ethoxy-phenyl)-3-[4-(6-morpholin-4-ylmethyl-pyridin-3-yl)-naphthalen-1-yl]-urea;

15 1-(2,5-Dimethoxy-phenyl)-3-[4-(6-morpholin-4-ylmethyl-pyridin-3-yl)-naphthalen-1-yl]-
urea;

1-(4,5-Dimethyl-2-nitro-phenyl)-3-[4-(6-morpholin-4-ylmethyl-pyridin-3-yl)-naphthalen-
1-yl]-urea;

20 1-(5-Chloro-2-methyl-phenyl)-3-[4-(6-morpholin-4-ylmethyl-pyridin-3-yl)-naphthalen-1-
yl]-urea;

25 1-(2-Isopropyl-6-methyl-phenyl)-3-[4-(6-morpholin-4-ylmethyl-pyridin-3-yl)-
naphthalen-1-yl]-urea;

1-(2-Difluoromethoxy-phenyl)-3-[4-(6-morpholin-4-ylmethyl-pyridin-3-yl)-naphthalen-
1-yl]-urea;

30 1-(4-Isopropyl-phenyl)-3-[4-(6-morpholin-4-ylmethyl-pyridin-3-yl)-naphthalen-1-yl]-
urea;

1-(4-Methoxy-phenyl)-3-[4-(6-morpholin-4-ylmethyl-pyridin-3-yl)-naphthalen-1-yl]-
urea;

35 1-(3-Ethyl-phenyl)-3-[4-(6-morpholin-4-ylmethyl-pyridin-3-yl)-naphthalen-1-yl]-urea;

1-(2-Ethoxy-phenyl)-3-[4-(6-morpholin-4-ylmethyl-pyridin-3-yl)-naphthalen-1-yl]-urea;

40 1-(4-Butoxy-phenyl)-3-[4-(6-morpholin-4-ylmethyl-pyridin-3-yl)-naphthalen-1-yl]-urea;

4-{3-[4-(6-Morpholin-4-ylmethyl-pyridin-3-yl)-naphthalen-1-yl]-ureido}-benzoic acid
ethyl ester;

45 1-(4-Butyl-2-methyl-phenyl)-3-[4-(6-morpholin-4-ylmethyl-pyridin-3-yl)-naphthalen-1-
yl]-urea;

- 1-(2,6-Dibromo-4-isopropyl-phenyl)-3-[4-(6-morpholin-4-ylmethyl-pyridin-3-yl)-naphthalen-1-yl]-urea;
- 5 1-(3-Methoxy-phenyl)-3-[4-(6-morpholin-4-ylmethyl-pyridin-3-yl)-naphthalen-1-yl]-urea;
- 1-[4-(6-Morpholin-4-ylmethyl-pyridin-3-yl)-naphthalen-1-yl]-3-(4-trifluoromethylsulfanyl-phenyl)-urea;
- 10 5-{3-[4-(6-Morpholin-4-ylmethyl-pyridin-3-yl)-naphthalen-1-yl]-ureido}-isophthalic acid dimethyl ester;
- 1-(3-Cyclopentyloxy-4-methoxy-phenyl)-3-[4-(6-morpholin-4-ylmethyl-pyridin-3-yl)-naphthalen-1-yl]-urea;
- 15 3-{3-[4-(6-Morpholin-4-ylmethyl-pyridin-3-yl)-naphthalen-1-yl]-ureido}-benzoic acid ethyl ester;
- 20 1-(5-tert-Butyl-2-hydroxy-phenyl)-3-[4-(6-morpholin-4-ylmethyl-pyridin-3-yl)-naphthalen-1-yl]-urea;
- 1-(2-Hydroxymethyl-4-phenyl-cyclohexyl)-3-[4-(6-morpholin-4-ylmethyl-pyridin-3-yl)-naphthalen-1-yl]-urea;
- 25 1-(2-Methylsulfanyl-5-trifluoromethyl-phenyl)-3-[4-(6-morpholin-4-ylmethyl-pyridin-3-yl)-naphthalen-1-yl]-urea;
- 1-[4-(6-Morpholin-4-ylmethyl-pyridin-3-yl)-naphthalen-1-yl]-3-(4-pentyloxy-biphenyl-3-yl)-urea;
- 30 4-Methoxy-3-{3-[4-(6-morpholin-4-ylmethyl-pyridin-3-yl)-naphthalen-1-yl]-ureido}-benzoic acid methyl ester;
- 35 1-(2,5-Diethoxy-phenyl)-3-[4-(6-morpholin-4-ylmethyl-pyridin-3-yl)-naphthalen-1-yl]-urea;
- 1-Benzothiazol-6-yl-3-[4-(6-morpholin-4-ylmethyl-pyridin-3-yl)-naphthalen-1-yl]-urea;
- 40 N-(2,5-Diethoxy-4-{3-[4-(6-morpholin-4-ylmethyl-pyridin-3-yl)-naphthalen-1-yl]-ureido}-phenyl)-benzamide;
- 1-[4-(6-Morpholin-4-ylmethyl-pyridin-3-yl)-naphthalen-1-yl]-3-(3-phenoxy-phenyl)-urea;
- 45

1-(5-Ethanesulfonyl-2-methoxy-phenyl)-3-[4-(6-morpholin-4-ylmethyl-pyridin-3-yl)-naphthalen-1-yl]-urea;

5 4-Methoxy-3-{3-[4-(6-morpholin-4-ylmethyl-pyridin-3-yl)-naphthalen-1-yl]-ureido}-N-phenyl-benzamide;

1-(2-Methyl-1,3-dioxo-2,3-dihydro-1H-isoindol-5-yl)-3-[4-(6-morpholin-4-ylmethyl-pyridin-3-yl)-naphthalen-1-yl]-urea;

10 1-(2,3-Dimethyl-1H-indol-5-yl)-3-[4-(6-morpholin-4-ylmethyl-pyridin-3-yl)-naphthalen-1-yl]-urea;

N-Butyl-4-methoxy-3-{3-[4-(6-morpholin-4-ylmethyl-pyridin-3-yl)-naphthalen-1-yl]-ureido}-benzenesulfonamide;

15 1-[3-(2-Methyl-[1,3]dioxolan-2-yl)-phenyl]-3-[4-(6-morpholin-4-ylmethyl-pyridin-3-yl)-naphthalen-1-yl]-urea;

20 1-(3-Methoxy-5-trifluoromethyl-phenyl)-3-[4-(6-morpholin-4-ylmethyl-pyridin-3-yl)-naphthalen-1-yl]-urea;

1-(2,4-Dimethoxy-phenyl)-3-[4-(6-morpholin-4-ylmethyl-pyridin-3-yl)-naphthalen-1-yl]-urea;

25 1-(2-Methyl-4-nitro-phenyl)-3-[4-(6-morpholin-4-ylmethyl-pyridin-3-yl)-naphthalen-1-yl]-urea;

1-(2-Methoxy-4-nitro-phenyl)-3-[4-(6-morpholin-4-ylmethyl-pyridin-3-yl)-naphthalen-1-yl]-urea;

30 1-(4-Chloro-2-nitro-phenyl)-3-[4-(6-morpholin-4-ylmethyl-pyridin-3-yl)-naphthalen-1-yl]-urea;

35 1-(5-Chloro-2-methoxy-phenyl)-3-[4-(6-morpholin-4-ylmethyl-pyridin-3-yl)-naphthalen-1-yl]-urea;

1-(3,5-Dimethoxy-phenyl)-3-[4-(6-morpholin-4-ylmethyl-pyridin-3-yl)-naphthalen-1-yl]-urea;

40 1-[4-(6-Morpholin-4-ylmethyl-pyridin-3-yl)-naphthalen-1-yl]-3-(4-trifluoromethoxy-phenyl)-urea;

1-[4-(6-Morpholin-4-ylmethyl-pyridin-3-yl)-naphthalen-1-yl]-3-(3-trifluoromethylsulfanyl-phenyl)-urea;

45

1-[4-(6-Morpholin-4-ylmethyl-pyridin-3-yl)-naphthalen-1-yl]-3-(2-phenoxy-phenyl)-
urea;

5 1-(2-Methoxy-5-nitro-phenyl)-3-[4-(6-morpholin-4-ylmethyl-pyridin-3-yl)-naphthalen-1-
yl]-urea;

1-(5-Chloro-2,4-dimethoxy-phenyl)-3-[4-(6-morpholin-4-ylmethyl-pyridin-3-yl)-
naphthalen-1-yl]-urea;

10 1-(3,5-Bis-trifluoromethyl-phenyl)-3-[4-(6-morpholin-4-ylmethyl-pyridin-3-yl)-
naphthalen-1-yl]-urea;

1-(2-tert-Butyl-5-methyl-pyridin-4-yl)-3-[4-(6-morpholin-4-ylmethyl-pyridin-3-yl)-
naphthalen-1-yl]-urea;

15 1-(3-Methyl-naphthalen-2-yl)-3-[4-(6-morpholin-4-ylmethyl-pyridin-3-yl)-naphthalen-1-
yl]-urea;

20 1-(3-tert-Butyl-phenyl)-3-[4-(6-morpholin-4-ylmethyl-pyridin-3-yl)-naphthalen-1-yl]-
urea;

1-(4-Methyl-biphenyl-3-yl)-3-[4-(6-morpholin-4-ylmethyl-pyridin-3-yl)-naphthalen-1-
yl]-urea;

25 1-(4-tert-Butyl-biphenyl-2-yl)-3-[4-(6-morpholin-4-ylmethyl-pyridin-3-yl)-naphthalen-1-
yl]-urea;

1-(5-Chloro-2,4-dimethoxy-phenyl)-3-[4-(6-morpholin-4-ylmethyl-pyridin-3-yl)-
naphthalen-1-yl]-urea;

30 1-(5-Isopropyl-2-methyl-phenyl)-3-[4-(6-morpholin-4-ylmethyl-pyridin-3-yl)-
naphthalen-1-yl]-urea;

35 1-(5-sec-Butyl-2-methoxy-phenyl)-3-[4-(6-morpholin-4-ylmethyl-pyridin-3-yl)-
naphthalen-1-yl]-urea;

1-(5-tert-Butyl-2-methoxy-3-propyl-phenyl)-3-[4-(6-morpholin-4-ylmethyl-pyridin-3-yl)-
naphthalen-1-yl]-urea;

40 1-(5-tert-Butyl-2-methoxymethyl-phenyl)-3-[4-(6-morpholin-4-ylmethyl-pyridin-3-yl)-
naphthalen-1-yl]-urea;

1-(5-tert-Butyl-2-methoxy-phenyl)-3-[4-(6-morpholin-4-ylmethyl-pyridin-3-yl)-
naphthalen-1-yl]-urea;

45

1-(5-tert-Butyl-2-methyl-phenyl)-3-(4-{6-[(3-methoxy-propyl)-methyl-amino]-pyridin-3-yl}-naphthalen-1-yl)-urea;

5 1-(5-tert-Butyl-2-methyl-phenyl)-3-[4-(4-morpholin-4-ylmethyl-imidazol-1-yl)-naphthalen-1-yl]-urea;

1-(5-tert-Butyl-2-methyl-phenyl)-3-[4-(6-morpholin-4-ylmethyl-pyridin-3-yl)-naphthalen-1-yl]-urea;

10 1-(5-tert-Butyl-2-methyl-phenyl)-3-{4-[6-(3-methoxy-propylamino)-pyridin-3-yl]-naphthalen-1-yl}-urea;

1-(5-tert-Butyl-2-methyl-pyridin-3-yl)-3-[4-(6-morpholin-4-ylmethyl-pyridin-3-yl)-naphthalen-1-yl]-urea;

15 1-(5-tert-Butyl-2-morpholin-4-yl-phenyl)-3-[4-(6-morpholin-4-ylmethyl-pyridin-3-yl)-naphthalen-1-yl]-urea;

20 1-(6-tert-Butyl-2-chloro-3-methyl-pyridin-4-yl)-3-[4-(6-morpholin-4-ylmethyl-pyridin-3-yl)-naphthalen-1-yl]-urea;

1-[4-(6-Morpholin-4-ylmethyl-pyridin-3-yl)-naphthalen-1-yl]-3-(3-trifluoromethyl-phenyl)-urea;

25 1-[4-(6-Morpholin-4-ylmethyl-pyridin-3-yl)-naphthalen-1-yl]-3-(4-trifluoromethoxy-phenyl)-urea;

1-[5-(1,1-Dimethyl-propyl)-2-methoxy-phenyl]-3-[4-(6-morpholin-4-ylmethyl-pyridin-3-yl)-naphthalen-1-yl]-urea;

30 1-[5-tert-Butyl-2-(1H-pyrazol-4-yl)-phenyl]-3-[4-(6-morpholin-4-ylmethyl-pyridin-3-yl)-naphthalen-1-yl]-urea;

35 1-[5-tert-Butyl-2-(2-methyl-pyrimidin-5-yl)-phenyl]-3-[4-(6-morpholin-4-ylmethyl-pyridin-3-yl)-naphthalen-1-yl]-urea;

1-[5-tert-Butyl-2-(3-hydroxy-propyl)-phenyl]-3-[4-(6-morpholin-4-ylmethyl-pyridin-3-yl)-naphthalen-1-yl]-urea;

40 1-[5-tert-Butyl-2-(3-morpholin-4-yl-3-oxo-propyl)-phenyl]-3-[4-(6-morpholin-4-ylmethyl-pyridin-3-yl)-naphthalen-1-yl]-urea;

1-[5-tert-Butyl-2-(morpholine-4-carbonyl)-phenyl]-3-[4-(6-morpholin-4-ylmethyl-pyridin-3-yl)-naphthalen-1-yl]-urea;

45

N-(5-tert-Butyl-2-methoxy-3-{3-[4-(6-morpholin-4-ylmethyl-pyridin-3-yl)-naphthalen-1-yl]-ureido}-phenyl)-acetamide;

5 1-[4-(6-{[Bis-(2-cyano-ethyl)-amino]-methyl}-pyridin-3-yl)-naphthalen-1-yl]-3-(5-tert-butyl-2-methoxy-phenyl)-urea;

1-(5-tert-Butyl-2-methoxy-phenyl)-3-{4-[4-(2-methyl-3-oxo-piperazin-1-ylmethyl)-phenyl]-naphthalen-1-yl}-urea;

10 1-[4-(6-{[Bis-(2-methoxy-ethyl)-amino]-methyl}-pyridin-3-yl)-naphthalen-1-yl]-3-(5-tert-butyl-2-methoxy-phenyl)-urea;

1-(5-tert-Butyl-2-methoxy-phenyl)-3-{4-[6-(2-methyl-3-oxo-piperazin-1-ylmethyl)-pyridin-3-yl]-naphthalen-1-yl}-urea;

15 1-(5-tert-Butyl-2-methoxy-phenyl)-3-{4-[6-(1-oxo-114-thiomorpholin-4-ylmethyl)-pyridin-3-yl]-naphthalen-1-yl}-urea;

20 1-(5-tert-Butyl-2-methoxy-phenyl)-3-[4-(6-thiomorpholin-4-ylmethyl-pyridin-3-yl)-naphthalen-1-yl]-urea;

1-(5-tert-Butyl-2-methyl-phenyl)-3-{4-[6-(1-oxo-114-thiomorpholin-4-ylmethyl)-pyridin-3-yl]-naphthalen-1-yl}-urea;

25 1-(5-tert-Butyl-2-methyl-phenyl)-3-{4-[6-(2-methyl-3-oxo-piperazin-1-ylmethyl)-pyridin-3-yl]-naphthalen-1-yl}-urea;

1-(5-tert-Butyl-2-methoxy-phenyl)-3-{4-[4-(1-oxo-11-thiomorpholin-4-ylmethyl)-phenyl]-naphthalen-1-yl}-urea;

30 1-[4-(4-{[Bis-(2-cyano-ethyl)-amino]-methyl}-phenyl)-naphthalen-1-yl]-3-(5-tert-butyl-2-methoxy-phenyl)-urea;

1-(2-Methoxy-5-pentafluoroethyl-phenyl)-3-[4-(4-morpholin-4-ylmethyl-piperidin-1-yl)-naphthalen-1-yl]-urea;

35 1-(2-Methoxy-5-trifluoromethyl-pyridin-3-yl)-3-{4-[2-(4-oxo-piperidin-1-ylmethyl)-pyrimidin-5-yl]-naphthalen-1-yl}-urea;

40 1-(2-Methoxy-5-trimethylsilanyl-phenyl)-3-{4-[4-(tetrahydro-pyran-4-ylamino)-phenyl]-naphthalen-1-yl}-urea;

1-(3-Methoxy-naphthalen-2-yl)-3-[4-(4-morpholin-4-ylmethyl-piperidin-1-yl)-naphthalen-1-yl]-urea;

45

1-(3-Methyl-naphthalen-2-yl)-3-[4-(4-morpholin-4-ylmethyl-phenyl)-naphthalen-1-yl]-
urea;

5 1-(3-tert-Butyl-5-methanesulfinyl-phenyl)-3-{4-[6-(1-methyl-piperidin-4-ylmethyl)-
pyridin-3-yl]-naphthalen-1-yl}-urea;

1-(3-tert-Butyl-phenyl)-3-[4-(3-pyridin-3-yl-propoxy)-naphthalen-1-yl]-urea;

10 1-(3-tert-Butyl-phenyl)-3-[4-(4-morpholin-4-ylmethyl-phenyl)-naphthalen-1-yl]-urea;

1-(4-Methoxy-biphenyl-3-yl)-3-{4-[4-(tetrahydro-pyran-4-ylmethyl)-imidazol-1-yl]-
naphthalen-1-yl}-urea;

15 1-(4-Methyl-biphenyl-3-yl)-3-{4-[4-(2-pyridin-4-yl-ethyl)-piperazin-1-yl]-naphthalen-1-
yl}-urea;

1-(4-tert-Butyl-biphenyl-2-yl)-3-[4-(pyridin-4-ylmethoxy)-naphthalen-1-yl]-urea;

20 1-(4-tert-Butyl-biphenyl-2-yl)-3-{4-[2-(1-oxo-1H-thiomorpholin-4-ylmethyl)-3H-
imidazol-4-yl]-naphthalen-1-yl}-urea;

1-(5-tert-Butyl-2-hydroxy-phenyl)-3-[4-(5-morpholin-4-ylmethyl-pyrazin-2-yl)-
naphthalen-1-yl]-urea;

25 1-(5-tert-Butyl-2-methoxy-3-propyl-phenyl)-3-{4-[4-(pyrrolidine-1-carbonyl)-phenyl]-
naphthalen-1-yl}-urea;

1-(5-tert-Butyl-2-methoxy-phenyl)-3-[4-(2-morpholin-4-ylmethyl-pyrimidin-5-yl)-
naphthalen-1-yl]-urea;

30 1-(5-tert-Butyl-2-methoxy-phenyl)-3-[4-(4-thiomorpholin-4-ylmethyl-phenyl)-
naphthalen-1-yl]-urea;

35 1-(5-tert-Butyl-2-methoxy-phenyl)-3-[4-(6-morpholin-4-ylmethyl-phenyl)-naphthalen-1-
yl]-urea;

1-(5-tert-Butyl-2-methoxy-phenyl)-3-{4-[4-(tetrahydro-pyran-4-ylamino)-phenyl]-
naphthalen-1-yl}-urea;

40 1-(5-tert-Butyl-2-methoxy-phenyl)-3-{4-[6-(4-methyl-piperazin-1-ylmethyl)-pyridin-3-
yl]-naphthalen-1-yl}-urea;

45 1-(5-tert-Butyl-2-methoxy-pyridin-3-yl)-3-{4-[6-(4-oxo-piperidin-1-ylmethyl)-pyridin-3-
yl]-naphthalen-1-yl}-urea;

1-(5-tert-Butyl-2-methyl-benzooxazol-7-yl)-3-[4-(6-pyridin-4-ylmethyl-pyridin-3-yl)-naphthalen-1-yl]-urea;

5 1-(5-tert-Butyl-2-methyl-phenyl)-3-[4-(4-morpholin-4-ylmethyl-phenyl)-naphthalen-1-yl]-urea;

1-(5-tert-Butyl-2-phenoxy-phenyl)-3-{4-[6-(tetrahydro-pyran-4-yloxy)-pyridin-3-yl]-naphthalen-1-yl}-urea;

10 1-(5-tert-Butyl-2-pyrrolidin-1-yl-phenyl)-3-[4-(4-methoxy-6-morpholin-4-ylmethyl-pyridin-3-yl)-naphthalen-1-yl]-urea;

1-(5-tert-Butyl-2-pyrrolidin-1-yl-phenyl)-3-[4-(6-morpholin-4-ylmethyl-pyridin-3-yl)-naphthalen-1-yl]-urea;

15 1-(5-tert-Butyl-3-cyano-2-methoxy-phenyl)-3-{4-[2-(2,6-dimethyl-morpholin-4-ylmethyl)-pyrimidin-5-yl]-naphthalen-1-yl}-urea;

20 1-(5-tert-Butyl-4'-dimethylamino-biphenyl-3-yl)-3-[4-(2-morpholin-4-ylmethyl-pyrimidin-5-yl)-naphthalen-1-yl]-urea;

1-(6-Methoxy-3,3-dimethyl-indan-5-yl)-3-{4-[4-(morpholine-4-carbonyl)-phenyl]-naphthalen-1-yl}-urea;

25 1-(6-tert-Butyl-2-chloro-3-methyl-pyridin-4-yl)-3-[4-(6-thiomorpholin-4-ylmethyl-pyridin-3-yl)-naphthalen-1-yl]-urea;

1-(6-tert-Butyl-benzo[1,3]dioxol-4-yl)-3-{4-[6-(morpholin-4-ylamino)-pyridin-3-yl]-naphthalen-1-yl}-urea;

30 1-(7-Methoxy-1,4,4-trimethyl-1,2,3,4-tetrahydro-quinolin-6-yl)-3-{4-[6-(tetrahydro-pyran-4-yloxy)-pyridin-3-yl]-naphthalen-1-yl}-urea;

35 1-(7-tert-Butyl-2,4-dimethyl-benzooxazol-5-yl)-3-[4-(6-morpholin-4-ylmethyl-pyridin-3-yl)-naphthalen-1-yl]-urea;

1-[2-Methoxy-5-(1-methyl-1-phenyl-ethyl)-phenyl]-3-{4-[6-(2-pyridin-4-yl-ethyl)-pyridazin-3-yl]-naphthalen-1-yl}-urea;

40 1-[2-Methoxy-5-(1-methyl-cyclohexyl)-phenyl]-3-{4-[4-(1-methyl-piperidin-4-ylsulfanyl)-phenyl]-naphthalen-1-yl}-urea;

1-[2-Methoxy-5-(1-methyl-cyclopropyl)-phenyl]-3-[4-(2-morpholin-4-ylmethyl-pyrimidin-5-yl)-naphthalen-1-yl]-urea;

45

1-[2-Methoxy-5-(2-methyl-tetrahydro-furan-2-yl)-phenyl]-3-[4-(5-morpholin-4-ylmethyl-pyridin-2-yl)-naphthalen-1-yl]-urea;

5 1-[2-Methoxy-5-(3-trifluoromethyl-bicyclo[1.1.1]pent-1-yl)-phenyl]-3-[4-(4-morpholin-4-ylmethyl-phenyl)-naphthalen-1-yl]-urea;

1-[3-tert-Butyl-5-(1-methyl-1H-imidazol-4-yl)-phenyl]-3-[4-(5-morpholin-4-ylmethyl-pyridin-2-yl)-naphthalen-1-yl]-urea;

10 1-[3-tert-Butyl-5-(2-pyrrolidin-1-yl-ethyl)-phenyl]-3-{4-[6-(1-methyl-piperidin-4-yloxy)-pyridin-3-yl]-naphthalen-1-yl}-urea;

1-[3-tert-Butyl-5-(3-pyrrolidin-1-yl-prop-1-ynyl)-phenyl]-3-[4-(6-morpholin-4-ylmethyl-pyridin-3-yl)-naphthalen-1-yl]-urea;

15 1-[4-(6-Imidazol-1-ylmethyl-pyridin-3-yl)-naphthalen-1-yl]-3-[2-methoxy-5-(1-phenyl-cyclopropyl)-phenyl]-urea;

20 1-[5-(1,1-Dimethyl-propyl)-2-methoxy-phenyl]-3-[4-(4-thiomorpholin-4-ylmethyl-phenyl)-naphthalen-1-yl]-urea;

1-[5-(1-Cyano-cyclopropyl)-2-methoxy-phenyl]-3-[4-(2-morpholin-4-ylmethyl-pyrimidin-5-yl)-naphthalen-1-yl]-urea;

25 1-[5-(1-Hydroxymethyl-cyclopropyl)-2-methoxy-phenyl]-3-[4-(4-morpholin-4-ylmethyl-phenyl)-naphthalen-1-yl]-urea;

1-[5-tert-Butyl-1-(2-diethylamino-ethyl)-2-oxo-1,2-dihydro-pyridin-3-yl]-3-{4-[6-(1-methyl-piperidin-4-yloxy)-pyridin-3-yl]-naphthalen-1-yl}-urea;

30 1-[5-tert-Butyl-2-(1H-pyrazol-4-yl)-phenyl]-3-[4-(2-morpholin-4-yl-ethoxy)-naphthalen-1-yl]-urea;

35 1-[5-tert-Butyl-2-(1H-pyrazol-4-yl)-phenyl]-3-{4-[4-(4-methyl-piperazine-1-carbonyl)-phenyl]-naphthalen-1-yl}-urea;

1-[5-tert-Butyl-2-(2,5-dioxo-pyrrolidin-1-yl)-phenyl]-3-{4-[6-(1H-imidazol-2-ylmethyl)-pyridin-3-yl]-naphthalen-1-yl}-urea;

40 1-[5-tert-Butyl-2-(2-methyl-pyrimidin-5-yl)-phenyl]-3-[4-(5-pyridin-4-ylmethyl-pyridin-2-yl)-naphthalen-1-yl]-urea;

1-[5-tert-Butyl-2-(2-morpholin-4-yl-2-oxo-ethoxy)-phenyl]-3-{4-[6-(2-pyridin-4-yl-ethyl)-pyridazin-3-yl]-naphthalen-1-yl}-urea;

45

1-[5-tert-Butyl-2-(2-morpholin-4-yl-2-oxo-ethylamino)-phenyl]-3-{4-[4-(1-methyl-piperidin-4-ylamino)-piperidin-1-yl]-naphthalen-1-yl}-urea;

5 1-[5-tert-Butyl-2-(6-methyl-pyridin-3-yl)-phenyl]-3-{4-[5-(2-pyrrolidin-1-yl-ethyl)-pyridin-2-yl]-naphthalen-1-yl}-urea;

1-[5-tert-Butyl-2-methoxy-3-(3-morpholin-4-yl-3-oxo-propenyl)-phenyl]-3-[4-(6-pyrrolidin-1-ylmethyl-pyridin-3-yl)-naphthalen-1-yl]-urea;

10 1-[5-tert-Butyl-3-(2-diethylamino-ethoxy)-2-methoxy-phenyl]-3-{4-[4-(tetrahydro-pyran-4-yloxy)-phenyl]-naphthalen-1-yl}-urea;

1-[5-tert-Butyl-3-(2-pyrrolidin-1-yl-ethyl)-benzofuran-7-yl]-3-[4-(4-morpholin-4-ylmethyl-phenyl)-naphthalen-1-yl]-urea;

15 1-[6-tert-Butyl-4-(2-dimethylamino-ethyl)-3-oxo-3,4-dihydro-2H-benzo[1,4]oxazin-8-yl]-3-{4-[6-(thiomorpholin-4-ylamino)-pyridin-3-yl]-naphthalen-1-yl}-urea;

20 1-{5-tert-Butyl-2-methoxy-3-[2-(1-methyl-piperidin-4-yloxy)-ethyl]-phenyl}-3-[4-(4-morpholin-4-ylmethyl-phenyl)-naphthalen-1-yl]-urea;

2-(4-tert-Butyl-2-{3-[4-(5-pyrrolidin-1-ylmethyl-pyridin-2-yl)-naphthalen-1-yl]-ureido}-phenoxy)-N-methyl-acetamide;

25 2-[4-tert-Butyl-2-(3-{4-[6-(2,6-dimethyl-morpholin-4-ylmethyl)-pyridin-3-yl]-naphthalen-1-yl}-ureido)-phenoxy]-acetamide;

3-(5-tert-Butyl-2-methoxy-3-{3-[4-(6-pyrrolidin-1-ylmethyl-pyridin-3-yl)-naphthalen-1-yl]-ureido}-phenyl)-acrylamide;

30 3-{3-tert-Butyl-5-[3-(4-{4-[2-(1-oxo-114-thiazolidin-3-yl)-ethyl]-phenyl}-naphthalen-1-yl)-ureido]-phenyl}-N,N-dimethyl-propionamide;

3-{4-[3-(5-tert-Butyl-2-methoxy-phenyl)-ureido]-naphthalen-1-yl}-benzamide;

35 4-tert-Butyl-2-{3-[4-(2-chloro-4-morpholin-4-ylmethyl-phenyl)-naphthalen-1-yl]-ureido}-benzamide;

N-(4-tert-Butyl-2-{3-[4-(6-oxo-1,6-dihydro-pyridin-3-yl)-naphthalen-1-yl]-ureido}-phenyl)-2-morpholin-4-yl-acetamide;

40 N-[3-tert-Butyl-5-(3-{4-[5-(tetrahydro-pyran-4-ylamino)-pyridin-2-yl]-naphthalen-1-yl}-ureido)-phenyl]-2-morpholin-4-yl-acetamide;

45 N-[4-tert-Butyl-2-(3-{4-[4-(1-methyl-piperidin-4-yloxy)-phenyl]-naphthalen-1-yl}-ureido)-phenyl]-acetamide;

- 1-(4-tert-Butyl-phenyl)-3-[4-(6-morpholin-4-ylmethyl-pyridin-3-yl)-naphthalen-1-yl]-urea;
- 5 1-(5-tert-Butyl-2-methyl-phenyl)-3-[4-(4-morpholin-4-ylmethyl-piperidin-1-yl)-naphthalen-1-yl]-urea;
- 1-(6-Chloro-4-trifluoromethyl-pyridin-2-yl)-3-[4-(6-morpholin-4-ylmethyl-pyridin-3-yl)-naphthalen-1-yl]-urea;
- 10 1-(4-Difluoromethoxy-phenyl)-3-[4-(6-morpholin-4-ylmethyl-pyridin-3-yl)-naphthalen-1-yl]-urea;
- 1-(3-Methyl-naphthalen-2-yl)-3-[4-(6-morpholin-4-ylmethyl-pyridin-3-yl)-naphthalen-1-yl]-urea;
- 15 1-[2-Methoxy-5-(1-methyl-1-phenyl-ethyl)-phenyl]-3-[4-(6-morpholin-4-ylmethyl-pyridin-3-yl)-naphthalen-1-yl]-urea;
- 20 (5-tert-Butyl-2-methyl-phenyl)-carbamic acid 3-(5-{4-[3-(5-tert-butyl-2-methyl-phenyl)-ureido]-naphthalen-1-yl}-pyridin-2-ylamino)-propyl ester;
- 1-(6-tert-Butyl-benzo[1,3]dioxol-5-yl)-3-[4-(6-morpholin-4-ylmethyl-pyridin-3-yl)-naphthalen-1-yl]-urea;
- 25 N-(5-tert-Butyl-2-methoxy-3-{3-[4-(6-morpholin-4-ylmethyl-pyridin-3-yl)-naphthalen-1-yl]-ureido}-phenyl)-acetamide;
- 1,3-Bis-[4-(6-morpholin-4-ylmethyl-pyridin-3-yl)-naphthalen-1-yl]-urea;
- 30 1-[5-tert-Butyl-3-(2,2-dimethyl-[1,3]dioxolan-4-ylmethyl)-2-hydroxy-phenyl]-3-[4-(6-morpholin-4-ylmethyl-pyridin-3-yl)-naphthalen-1-yl]-urea;
- 1-[5-tert-Butyl-2-(2-pyrrolidin-1-yl-ethoxy)-phenyl]-3-[4-(6-morpholin-4-ylmethyl-pyridin-3-yl)-naphthalen-1-yl]-urea;
- 35 1-[5-tert-Butyl-3-(2,3-dihydroxy-propyl)-2-hydroxy-phenyl]-3-[4-(6-morpholin-4-ylmethyl-pyridin-3-yl)-naphthalen-1-yl]-urea;
- 40 1-(2,3-Dimethyl-1H-indol-5-yl)-3-[4-(6-morpholin-4-ylmethyl-pyridin-3-yl)-naphthalen-1-yl]-urea;
- 1-[4-(6-Morpholin-4-ylmethyl-pyridin-3-yl)-naphthalen-1-yl]-3-(2-p-tolyloxy-5-trifluoromethyl-phenyl)-urea;
- 45 1-[2-(2-Methoxy-phenoxy)-5-trifluoromethyl-phenyl]-3-[4-(6-morpholin-4-ylmethyl-

pyridin-3-yl)-naphthalen-1-yl]-urea;

1-[4-(6-Morpholin-4-ylmethyl-pyridin-3-yl)-naphthalen-1-yl]-3-naphthalen-1-yl-urea;

5 1-{5-tert-Butyl-2-methyl-3-[3-(tetrahydro-pyran-2-yloxy)-prop-1-ynyl]-phenyl}-3-[4-(6-morpholin-4-ylmethyl-pyridin-3-yl)-naphthalen-1-yl]-urea;

1-{5-tert-Butyl-2-[3-(tetrahydro-pyran-2-yloxy)-prop-1-ynyl]-phenyl}-3-[4-(6-morpholin-4-ylmethyl-pyridin-3-yl)-naphthalen-1-yl]-urea;

10

1-(5-Hydroxymethyl-2-methyl-phenyl)-3-[4-(6-morpholin-4-ylmethyl-pyridin-3-yl)-naphthalen-1-yl]-urea;

15

1-(2-Methoxy-dibenzofuran-3-yl)-3-[4-(6-morpholin-4-ylmethyl-pyridin-3-yl)-naphthalen-1-yl]-urea;

1-(2,5-Di-tert-butyl-phenyl)-3-[4-(6-morpholin-4-ylmethyl-pyridin-3-yl)-naphthalen-1-yl]-urea;

20

1-[3-(4-Bromo-1-methyl-1H-pyrazol-3-yl)-phenyl]-3-[4-(6-morpholin-4-ylmethyl-pyridin-3-yl)-naphthalen-1-yl]-urea;

1-(3-Hydroxy-5,6,7,8-tetrahydro-naphthalen-2-yl)-3-[4-(6-morpholin-4-ylmethyl-pyridin-3-yl)-naphthalen-1-yl]-urea;

25

1-(1-Acetyl-2,3-dihydro-1H-indol-5-yl)-3-[4-(6-morpholin-4-ylmethyl-pyridin-3-yl)-naphthalen-1-yl]-urea;

30

1-[4-(6-Morpholin-4-ylmethyl-pyridin-3-yl)-naphthalen-1-yl]-3-(3-oxazol-5-yl-phenyl)-urea;

1-[4-(6-Morpholin-4-ylmethyl-pyridin-3-yl)-naphthalen-1-yl]-3-(3-[1,3,4]oxadiazol-2-yl-phenyl)-urea;

35

1-(2-Methoxy-5-trifluoromethyl-phenyl)-3-[4-(6-morpholin-4-ylmethyl-pyridin-3-yl)-naphthalen-1-yl]-urea;

Furan-2-carboxylic acid (4-tert-butyl-2-{3-[4-(6-morpholin-4-ylmethyl-pyridin-3-yl)-naphthalen-1-yl]-ureido}-phenyl)-amide;

40

1-(2-Methoxy-4-phenylamino-phenyl)-3-[4-(6-morpholin-4-ylmethyl-pyridin-3-yl)-naphthalen-1-yl]-urea;

45

1-(5-Methoxy-2-methyl-phenyl)-3-[4-(6-morpholin-4-ylmethyl-pyridin-3-yl)-naphthalen-1-yl]-urea;

- 1-(3-Hydroxy-naphthalen-2-yl)-3-[4-(6-morpholin-4-ylmethyl-pyridin-3-yl)-naphthalen-1-yl]-urea;
- 5 N,N-Diethyl-4-methoxy-3-{3-[4-(6-morpholin-4-ylmethyl-pyridin-3-yl)-naphthalen-1-yl]-ureido}-benzenesulfonamide;
- 1-(2,2-Difluoro-benzo[1,3]dioxol-5-yl)-3-[4-(6-morpholin-4-ylmethyl-pyridin-3-yl)-naphthalen-1-yl]-urea;
- 10 1-[5-(1,1-Dimethyl-propyl)-2-phenoxy-phenyl]-3-[4-(6-morpholin-4-ylmethyl-pyridin-3-yl)-naphthalen-1-yl]-urea;
- 1-[5-(2,2-Dimethyl-propionyl)-2-methyl-phenyl]-3-[4-(6-morpholin-4-ylmethyl-pyridin-3-yl)-naphthalen-1-yl]-urea;
- 15 2-Chloro-5-{3-[4-(6-morpholin-4-ylmethyl-pyridin-3-yl)-naphthalen-1-yl]-ureido}-benzoic acid isopropyl ester;
- 1-(4-Amino-3,5-dibromo-phenyl)-3-[4-(6-morpholin-4-ylmethyl-pyridin-3-yl)-naphthalen-1-yl]-urea;
- 20 1-[5-tert-Butyl-3-(3-hydroxy-prop-1-ynyl)-2-methyl-phenyl]-3-[4-(6-morpholin-4-ylmethyl-pyridin-3-yl)-naphthalen-1-yl]-urea;
- 25 1-[5-tert-Butyl-2-(3-hydroxy-prop-1-ynyl)-phenyl]-3-[4-(6-morpholin-4-ylmethyl-pyridin-3-yl)-naphthalen-1-yl]-urea;
- 1-[5-tert-Butyl-3-(2,2-dimethyl-[1,3]dioxolan-4-ylmethyl)-2-methoxy-phenyl]-3-[4-(6-morpholin-4-ylmethyl-pyridin-3-yl)-naphthalen-1-yl]-urea;
- 30 1-[5-tert-Butyl-3-(2,3-dihydroxy-propyl)-2-methoxy-phenyl]-3-[4-(6-morpholin-4-ylmethyl-pyridin-3-yl)-naphthalen-1-yl]-urea;
- 1-(5-tert-Butoxy-2-methoxy-phenyl)-3-[4-(6-morpholin-4-ylmethyl-pyridin-3-yl)-naphthalen-1-yl]-urea;
- 35 1-[5-(1-Cyano-cyclopropyl)-2-methoxy-phenyl]-3-[4-(6-morpholin-4-ylmethyl-pyridin-3-yl)-naphthalen-1-yl]-urea;
- 40 1-[5-tert-Butyl-3-(2-diethylamino-ethyl)-2-methoxy-phenyl]-3-[4-(6-morpholin-4-ylmethyl-pyridin-3-yl)-naphthalen-1-yl]-urea;
- 1-(5-tert-Butyl-2-methoxy-phenyl)-3-[4-(6-[1,3]dioxolan-2-yl-pyridin-3-yl)-naphthalen-1-yl]-urea;
- 45 1-(5-tert-Butyl-2-pyrrolidin-1-yl-phenyl)-3-[4-(6-morpholin-4-ylmethyl-pyridin-3-yl)-

naphthalen-1-yl]-urea;

1-(5-tert-Butyl-2-dimethylamino-phenyl)-3-[4-(6-morpholin-4-ylmethyl-pyridin-3-yl)-
naphthalen-1-yl]-urea;

5

1-(5-tert-Butyl-2-propoxy-phenyl)-3-[4-(6-morpholin-4-ylmethyl-pyridin-3-yl)-
naphthalen-1-yl]-urea;

1-(5-tert-Butyl-2-methoxy-phenyl)-3-[4-(6-hydroxymethyl-pyridin-3-yl)-naphthalen-1-
yl]-urea;

10

1-(5-tert-Butyl-2-methoxy-phenyl)-3-{4-[6-(2,6-dimethyl-morpholin-4-ylmethyl)-
pyridin-3-yl]-naphthalen-1-yl}-urea;

15

2-(5-tert-Butyl-2-methoxy-phenyl)-N-[4-(6-morpholin-4-ylmethyl-pyridin-3-yl)-
naphthalen-1-yl]-acetamide;

1-(2-Methoxy-5-phenoxy-phenyl)-3-[4-(6-morpholin-4-ylmethyl-pyridin-3-yl)-
naphthalen-1-yl]-urea;

20

1-(3,3-Dimethyl-2-oxo-2,3-dihydro-1H-indol-7-yl)-3-[4-(6-morpholin-4-ylmethyl-
pyridin-3-yl)-naphthalen-1-yl]-urea;

1-(5-tert-Butyl-2-cyclopentyloxy-phenyl)-3-[4-(6-morpholin-4-ylmethyl-pyridin-3-yl)-
naphthalen-1-yl]-urea;

25

1-(5-tert-Butyl-2-methoxy-phenyl)-3-{4-[6-(3-pyridin-3-yl-pyrrolidin-1-ylmethyl)-
pyridin-3-yl]-naphthalen-1-yl}-urea;

1-(5-Cyclohexyl-2-methoxy-phenyl)-3-[4-(6-morpholin-4-ylmethyl-pyridin-3-yl)-
naphthalen-1-yl]-urea;

30

1-(2,4-Dimethoxy-5-trifluoromethyl-phenyl)-3-[4-(6-morpholin-4-ylmethyl-pyridin-3-
yl)-naphthalen-1-yl]-urea;

35

1-(6-tert-Butyl-3-oxo-3,4-dihydro-2H-benzo[1,4]oxazin-7-yl)-3-[4-(6-morpholin-4-
ylmethyl-pyridin-3-yl)-naphthalen-1-yl]-urea;

1-(5-tert-Butyl-2-methoxy-3-nitro-phenyl)-3-[4-(6-morpholin-4-ylmethyl-pyridin-3-yl)-
naphthalen-1-yl]-urea;

40

1-(3-Amino-5-tert-butyl-2-methoxy-phenyl)-3-[4-(6-methyl-pyridin-3-yl)-naphthalen-1-
yl]-urea;

45

N-Acetyl-N-(5-tert-butyl-2-methoxy-3-{3-[4-(6-morpholin-4-ylmethyl-pyridin-3-yl)-
naphthalen-1-yl]-ureido}-phenyl)-acetamide;

1-(6-tert-Butyl-4-methyl-3-oxo-3,4-dihydro-2H-benzo[1,4]oxazin-8-yl)-3-[4-(6-morpholin-4-ylmethyl-pyridin-3-yl)-naphthalen-1-yl]-urea;

5 1-[6-tert-Butyl-4-(2-morpholin-4-yl-ethyl)-3-oxo-3,4-dihydro-2H-benzo[1,4]oxazin-8-yl]-3-[4-(6-morpholin-4-ylmethyl-pyridin-3-yl)-naphthalen-1-yl]-urea;

1-(5-tert-Butyl-2-ethoxy-phenyl)-3-[4-(6-morpholin-4-ylmethyl-pyridin-3-yl)-naphthalen-1-yl]-urea;

10

1-(5-tert-Butyl-2-isopropoxy-phenyl)-3-[4-(6-morpholin-4-ylmethyl-pyridin-3-yl)-naphthalen-1-yl]-urea;

15 1-(5-tert-Butyl-2-imidazol-1-yl-phenyl)-3-[4-(6-morpholin-4-ylmethyl-pyridin-3-yl)-naphthalen-1-yl]-urea;

N-(5-tert-Butyl-2-methoxy-4-{3-[4-(6-morpholin-4-ylmethyl-pyridin-3-yl)-naphthalen-1-yl]-ureido}-phenyl)-methanesulfonamide;

20 1-(5-tert-Butyl-3-ethylamino-2-methoxy-phenyl)-3-[4-(6-morpholin-4-ylmethyl-pyridin-3-yl)-naphthalen-1-yl]-urea;

N-(5-tert-Butyl-2-methoxy-3-{3-[4-(6-morpholin-4-ylmethyl-pyridin-3-yl)-naphthalen-1-yl]-ureido}-phenyl)-bis(methanesulfon)amide;

25

1-[5-tert-Butyl-2-(1-methyl-1H-pyrazol-4-yl)-phenyl]-3-[4-(6-morpholin-4-ylmethyl-pyridin-3-yl)-naphthalen-1-yl]-urea;

30 1-(2-Methanesulfinyl-5-trifluoromethyl-phenyl)-3-[4-(6-morpholin-4-ylmethyl-pyridin-3-yl)-naphthalen-1-yl]-urea;

1-(2-Ethanesulfonyl-5-trifluoromethyl-phenyl)-3-[4-(6-morpholin-4-ylmethyl-pyridin-3-yl)-naphthalen-1-yl]-urea;

35 1-[4-(6-{[Bis-(2-methoxy-ethyl)-amino]-methyl}-pyridin-3-yl)-naphthalen-1-yl]-3-(5-tert-butyl-2-methoxy-phenyl)-urea;

1-(5-tert-Butyl-2-methoxy-phenyl)-3-{4-[6-(3-dimethylamino-pyrrolidin-1-ylmethyl)-pyridin-3-yl]-naphthalen-1-yl}-urea;

40

N-[1-(5-{4-[3-(5-tert-Butyl-2-methoxy-phenyl)-ureido]-naphthalen-1-yl}-pyridin-2-ylmethyl)-pyrrolidin-3-yl]-acetamide;

45 1-(1-Acetyl-3,3-dimethyl-2,3-dihydro-1H-indol-5-yl)-3-[4-(6-morpholin-4-ylmethyl-pyridin-3-yl)-naphthalen-1-yl]-urea;

- N-(5-tert-Butyl-2-methoxy-3-{3-[4-(6-morpholin-4-ylmethyl-pyridin-3-yl)-naphthalen-1-yl]-ureido}-phenyl)-propionamide;
- 5 1-(5-tert-Butyl-2-methyl-benzooxazol-7-yl)-3-[4-(6-morpholin-4-ylmethyl-pyridin-3-yl)-naphthalen-1-yl]-urea;
- 1-[4-(6-Morpholin-4-ylmethyl-pyridin-3-yl)-naphthalen-1-yl]-3-(3-trifluoromethanesulfonyl-phenyl)-urea;
- 10 N-(5-tert-Butyl-2-methoxy-3-{3-[4-(6-morpholin-4-ylmethyl-pyridin-3-yl)-naphthalen-1-yl]-ureido}-phenyl)-isobutyramide;
- 2-(4-tert-Butyl-2-{3-[4-(6-morpholin-4-ylmethyl-pyridin-3-yl)-naphthalen-1-yl]-ureido}-phenoxy)-acetamide;
- 15 1-(5-tert-Butyl-2-oxo-2,3-dihydro-benzooxazol-7-yl)-3-[4-(6-morpholin-4-ylmethyl-pyridin-3-yl)-naphthalen-1-yl]-urea;
- 1-(6-tert-Butyl-3-cyano-2-methoxymethoxy-pyridin-4-yl)-3-[4-(6-morpholin-4-ylmethyl-pyridin-3-yl)-naphthalen-1-yl]-urea;
- 20 1-(6-tert-Butyl-3-cyano-2-hydroxy-pyridin-4-yl)-3-[4-(6-morpholin-4-ylmethyl-pyridin-3-yl)-naphthalen-1-yl]-urea;
- 25 1-(5-tert-Butyl-3-cyano-2-methoxy-phenyl)-3-[4-(6-morpholin-4-ylmethyl-pyridin-3-yl)-naphthalen-1-yl]-urea;
- 1-[4-(6-Morpholin-4-ylmethyl-pyridin-3-yl)-naphthalen-1-yl]-3-(1,3,3-trimethyl-2,3-dihydro-1H-indol-5-yl)-urea;
- 30 1-(5-tert-Butyl-benzooxazol-7-yl)-3-[4-(6-morpholin-4-ylmethyl-pyridin-3-yl)-naphthalen-1-yl]-urea;
- 35 N-(5-tert-Butyl-2-methoxy-3-{3-[4-(6-morpholin-4-ylmethyl-pyridin-3-yl)-naphthalen-1-yl]-ureido}-phenyl)-benzenesulfonamide;
- Ethanesulfonic acid (5-tert-butyl-2-methoxy-3-{3-[4-(6-morpholin-4-ylmethyl-pyridin-3-yl)-naphthalen-1-yl]-ureido}-phenyl)-amide;
- 40 1-(5-tert-Butyl-2-methoxy-phenyl)-3-[4-(4-morpholin-4-ylmethyl-piperidin-1-yl)-naphthalen-1-yl]-urea;
- 1-[5-tert-Butyl-2-(1-methyl-1H-pyrazol-4-yl)-phenyl]-3-[4-(4-morpholin-4-ylmethyl-piperidin-1-yl)-naphthalen-1-yl]-urea;
- 45 1-(5-tert-Butyl-2-methoxy-phenyl)-3-[4-(2-morpholin-4-ylmethyl-pyrimidin-5-yl)-

naphthalen-1-yl]-urea;

1-(5-tert-Butyl-2-methylsulfanyl-phenyl)-3-[4-(6-morpholin-4-ylmethyl-pyridin-3-yl)-naphthalen-1-yl]-urea;

5

1-(5-tert-Butyl-2-methoxy-pyridin-3-yl)-3-[4-(6-morpholin-4-ylmethyl-pyridin-3-yl)-naphthalen-1-yl]-urea;

10

2,2,2-Trifluoro-ethanesulfonic acid (5-tert-butyl-2-methoxy-3-{3-[4-(6-morpholin-4-ylmethyl-pyridin-3-yl)-naphthalen-1-yl]-ureido}-phenyl)-amide;

N-(5-{4-[3-(5-tert-Butyl-2-methyl-phenyl)-ureido]-naphthalen-1-yl}-pyrazin-2-yl)-methanesulfonamide;

15

1-[4-(6-{[Bis-(2-cyano-ethyl)-amino]-methyl}-pyridin-3-yl)-naphthalen-1-yl]-3-(5-tert-butyl-2-methoxy-phenyl)-urea;

1-(5-tert-Butyl-2-methoxy-phenyl)-3-{4-[6-(4-methyl-piperazin-1-ylmethyl)-pyridin-3-yl]-naphthalen-1-yl}-urea;

20

1-(5-tert-Butyl-2-methoxy-phenyl)-3-[4-(6-thiomorpholin-4-ylmethyl-pyridin-3-yl)-naphthalen-1-yl]-urea;

25

1-(5-tert-Butyl-2-methoxy-phenyl)-3-{4-[6-(2,6-dimethyl-piperidin-1-ylmethyl)-pyridin-3-yl]-naphthalen-1-yl}-urea;

1-(5-tert-Butyl-2-methoxy-phenyl)-3-{4-[6-(1-oxo-tetrahydro-thiopyran-4-ylamino)-pyridin-3-yl]-naphthalen-1-yl}-urea;

30

1-(5-tert-Butyl-2-methoxy-phenyl)-3-{4-[6-(tetrahydro-pyran-4-ylamino)-pyridin-3-yl]-naphthalen-1-yl}-urea;

1-(5-tert-Butyl-2-methoxy-phenyl)-3-[4-(6-{[(2-cyano-ethyl)-(tetrahydro-furan-2-ylmethyl)-amino]-methyl}-pyridin-3-yl)-naphthalen-1-yl]-urea;

35

1-(5-tert-Butyl-2-methoxy-phenyl)-3-{4-[6-(2-methoxymethyl-morpholin-4-ylmethyl)-pyridin-3-yl]-naphthalen-1-yl}-urea;

40

1-(5-tert-Butyl-2-methoxy-phenyl)-3-(4-{6-[(2-morpholin-4-yl-ethylamino)-methyl]-pyridin-3-yl}-naphthalen-1-yl)-urea;

1-(5-tert-Butyl-2-methoxy-phenyl)-3-{4-[6-(2-methyl-3-oxo-piperazin-1-ylmethyl)-pyridin-3-yl]-naphthalen-1-yl}-urea;

45

1-(5-{4-[3-(5-tert-Butyl-2-methoxy-phenyl)-ureido]-naphthalen-1-yl}-pyridin-2-ylmethyl)-piperidine-3-carboxylic acid amide;

1-(5-{4-[3-(5-tert-Butyl-2-methoxy-phenyl)-ureido]-naphthalen-1-yl}-pyridin-2-ylmethyl)-piperidine-4-carboxylic acid amide;

5 1-(5-tert-Butyl-2-methoxy-phenyl)-3-{4-[6-(1-oxo-1,4-thiomorpholin-4-ylmethyl)-pyridin-3-yl]-naphthalen-1-yl}-urea;

1-(3,3-Dimethyl-2-oxo-2,3-dihydro-1H-indol-5-yl)-3-[4-(6-morpholin-4-ylmethyl-pyridin-3-yl)-naphthalen-1-yl]-urea;

10

1-(5-tert-Butyl-2-methoxy-phenyl)-3-{4-[6-(3-oxo-piperazin-1-ylmethyl)-pyridin-3-yl]-naphthalen-1-yl}-urea;

15

1-{4-[6-(4-Acetyl-piperazin-1-ylmethyl)-pyridin-3-yl]-naphthalen-1-yl}-3-(5-tert-butyl-2-methoxy-phenyl)-urea;

4-(5-{4-[3-(5-tert-Butyl-2-methoxy-phenyl)-ureido]-naphthalen-1-yl}-pyridin-2-ylmethyl)-piperazine-1-carboxylic acid ethyl ester;

20

1-(5-tert-Butyl-2-methoxy-phenyl)-3-(4-{6-[(2-pyridin-3-yl-ethylamino)-methyl]-pyridin-3-yl}-naphthalen-1-yl)-urea;

1-(5-tert-Butyl-2-methoxy-phenyl)-3-(4-{6-[(tetrahydro-furan-3-ylamino)-methyl]-pyridin-3-yl}-naphthalen-1-yl)-urea;

25

1-(5-tert-Butyl-2-methoxy-phenyl)-3-[4-(6-[(2-cyano-ethyl)-pyridin-3-ylmethyl-amino]-methyl)-pyridin-3-yl]-naphthalen-1-yl]-urea;

30

1-(5-tert-Butyl-2-methoxy-phenyl)-3-(4-{6-[(2-methylsulfanyl-ethylamino)-methyl]-pyridin-3-yl}-naphthalen-1-yl)-urea;

1-(5-tert-Butyl-2-methoxy-phenyl)-3-{4-[6-(2-oxa-5-aza-bicyclo[2.2.1]hept-5-ylmethyl)-pyridin-3-yl]-naphthalen-1-yl}-urea;

35

1-(5-tert-Butyl-2-methoxy-phenyl)-3-{4-[6-(2,6-dimethyl-morpholin-4-ylmethyl)-pyridin-3-yl]-naphthalen-1-yl}-urea;

1-(5-tert-Butyl-2-methoxy-phenyl)-3-(4-{6-[(2-piperazin-1-yl-ethylamino)-methyl]-pyridin-3-yl}-naphthalen-1-yl)-urea;

40

1-(5-tert-Butyl-2-methoxy-phenyl)-3-{4-[6-(4-pyrimidin-2-yl-piperazin-1-ylmethyl)-pyridin-3-yl]-naphthalen-1-yl}-urea;

45

1-(5-tert-Butyl-2-methoxy-phenyl)-3-{4-[6-(4-pyridin-2-yl-piperazin-1-ylmethyl)-pyridin-3-yl]-naphthalen-1-yl}-urea;

- 1-(5-tert-Butyl-2-methoxy-phenyl)-3-(4-{6-[4-(3-methoxy-phenyl)-piperazin-1-ylmethyl]-pyridin-3-yl}-naphthalen-1-yl)-urea;
- 5 1-(5-tert-Butyl-2-methoxy-phenyl)-3-{4-[6-(morpholine-4-carbonyl)-pyridin-3-yl]-naphthalen-1-yl}-urea;
- 1-(5-tert-Butyl-2-methoxy-phenyl)-3-{4-[6-(2-thia-5-aza-bicyclo[2.2.1]hept-5-ylmethyl)-pyridin-3-yl]-naphthalen-1-yl}-urea;
- 10 1-(5-tert-Butyl-2-methoxy-phenyl)-3-[4-(5-morpholin-4-ylmethyl-pyrazin-2-yl)-naphthalen-1-yl]-urea;
- 1-(6-tert-Butyl-3-oxo-3,4-dihydro-2H-benzo[1,4]oxazin-8-yl)-3-[4-(6-morpholin-4-ylmethyl-pyridin-3-yl)-naphthalen-1-yl]-urea;
- 15 1-(3-Amino-5-tert-butyl-2-methoxy-phenyl)-3-[4-(6-morpholin-4-ylmethyl-pyridin-3-yl)-naphthalen-1-yl]-urea;
- N-(5-{4-[3-(5-tert-Butyl-2-methoxy-phenyl)-ureido]-naphthalen-1-yl}-pyridin-2-yl)-acetamide;
- 20 N-(5-tert-Butyl-2-methoxy-3-{3-[4-(6-morpholin-4-ylmethyl-pyridin-3-yl)-naphthalen-1-yl]-ureido}-phenyl)-N-methyl-acetamide;
- 25 N-(5-tert-Butyl-2-methoxy-3-{3-[4-(6-morpholin-4-ylmethyl-pyridin-3-yl)-naphthalen-1-yl]-ureido}-phenyl)-2,2,2-trifluoro-acetamide;
- 1-(5-tert-Butyl-2-methoxy-phenyl)-3-{4-[6-(pyridin-3-yloxy)-pyridin-3-yl]-naphthalen-1-yl}-urea;
- 30 1-(5-tert-Butyl-2-methoxy-phenyl)-3-{4-[6-(pyridin-3-ylamino)-pyridin-3-yl]-naphthalen-1-yl}-urea;
- [4-(6-Morpholin-4-ylmethyl-pyridin-3-yl)-naphthalen-1-yl]-carbamic acid 3-tert-butyl-phenyl ester;
- 35 N-(5-tert-Butyl-2-methoxy-3-{3-[4-(6-morpholin-4-ylmethyl-pyridin-3-yl)-naphthalen-1-yl]-ureido}-phenyl)-methanesulfonamide;
- 40 1-(5-tert-Butyl-2-methylsulfanyl-pyridin-3-yl)-3-[4-(6-morpholin-4-ylmethyl-pyridin-3-yl)-naphthalen-1-yl]-urea;
- 1-(5-tert-Butyl-2-chloro-pyridin-3-yl)-3-[4-(6-morpholin-4-ylmethyl-pyridin-3-yl)-naphthalen-1-yl]-urea;
- 45 1-(5-tert-Butyl-2-methylamino-pyridin-3-yl)-3-[4-(6-morpholin-4-ylmethyl-pyridin-3-

yl)-naphthalen-1-yl]-urea;

N-(5-tert-Butyl-3-{3-[4-(6-morpholin-4-ylmethyl-pyridin-3-yl)-naphthalen-1-yl]-ureido}-2-oxo-2H-pyridin-1-yl)-methanesulfonamide;

5

5-tert-Butyl-7-{3-[4-(6-morpholin-4-ylmethyl-pyridin-3-yl)-naphthalen-1-yl]-ureido}-benzooxazole-2-carboxylic acid amide;

10

2-(5-tert-Butyl-7-{3-[4-(6-morpholin-4-ylmethyl-pyridin-3-yl)-naphthalen-1-yl]-ureido}-benzooxazol-2-yl)-acetamide and

5-tert-Butyl-2-methoxy-3-{3-[4-(6-morpholin-4-ylmethyl-pyridin-3-yl)-naphthalen-1-yl]-ureido}-benzamide.

15

Any compounds of this invention containing one or more asymmetric carbon atoms may occur as racemates and racemic mixtures, single enantiomers, diastereomeric mixtures and individual diastereomers. All such isomeric forms of these compounds are expressly included in the present invention. Each stereogenic carbon may be in the R or S configuration, or a combination of configurations.

20

Some of the compounds of formula (I) can exist in more than one tautomeric form. The invention includes all such tautomers.

25

All terms as used herein in this specification, unless otherwise stated, shall be understood in their ordinary meaning as known in the art. For example, "C₁₋₄alkoxy" is a C₁₋₄alkyl with a terminal oxygen, such as methoxy, ethoxy, propoxy and butoxy. All alkyl, alkenyl and alkynyl groups shall be understood as being branched or unbranched where structurally possible and unless otherwise specified. Other more specific definitions are as follows:

30

The term "aroyl" as used in the present specification shall be understood to mean "benzoyl" or "naphthoyl".

35

The term "carbocycle" shall be understood to mean an aliphatic hydrocarbon radical

containing from three to twelve carbon atoms. Carbocycles include hydrocarbon rings containing from three to ten carbon atoms. These carbocycles may be either aromatic and non-aromatic ring systems. The non-aromatic ring systems may be mono- or polyunsaturated. Preferred carbocycles include but are not limited to cyclopropyl, cyclobutyl, cyclobutenyl, cyclopentyl, cyclopentenyl, cyclohexyl, cyclohexenyl, cycloheptanyl, cycloheptenyl, phenyl, indanyl, indenyl, benzocyclobutanyl, dihydronaphthyl, tetrahydronaphthyl, naphthyl, decahydronaphthyl, benzocycloheptanyl and benzocycloheptenyl. Certain terms for cycloalkyl such as cyclobutanyl and cyclobutyl shall be used interchangeably.

10

The term "heterocycle" refers to a stable nonaromatic 4-8 membered (but preferably, 5 or 6 membered) monocyclic or nonaromatic 8-11 membered bicyclic heterocycle radical which may be either saturated or unsaturated. Each heterocycle consists of carbon atoms and one or more, preferably from 1 to 4 heteroatoms selected from nitrogen, oxygen and sulfur. The heterocycle may be attached by any atom of the cycle, which results in the creation of a stable structure. Unless otherwise stated, heterocycles include but are not limited to, for example oxetanyl, pyrrolidinyl, tetrahydrofuranlyl, tetrahydrothiophenyl, piperidinyl, piperazinyl, morpholinyl, tetrahydropyranlyl, dioxanyl, tetramethylene sulfonyl, tetramethylene sulfoxidyl, oxazolinylyl, thiazolinylyl, imidazolinylyl, tetrahydropyridinylyl, homopiperidinyl, pyrrolinylyl, tetrahydropyrimidinyl, decahydroquinolinylyl, decahydroisoquinolinylyl, thiomorpholinyl, thiazolidinylyl, dihydrooxazinyl, dihydropyranlyl, oxocanyl, heptacanyl, thioxanyl, dithianyl, maleimidyl or 2-oxa- or 2-thia-5-aza-bicyclo[2.2.1]heptanyl and benzo or pyridino fused derivatives thereof.

25

The term "heteroaryl" shall be understood to mean an aromatic 3-8 membered monocyclic or 8-14 membered bicyclic ring containing 1-4 heteroatoms such as N,O and S. Unless otherwise stated, such heteroaryls include: pyridinylyl, pyridonylyl, quinolinylyl, dihydroquinolinylyl, tetrahydroquinoylyl, isoquinolinylyl, tetrahydroisoquinoylyl, pyridazinyl, pyrimidinyl, pyrazinyl, benzimidazolyl, benzthiazolyl, benzothiénylyl, benzoxazolyl, benzofuranlyl, benzothiophenyl, benzpyrazolyl, dihydrobenzofuranlyl,

30

dihydrobenzothiophenyl, benzooxazolonyl, benzo[1,4]oxazin-3-onyl, benzodioxolyl, benzo[1,3]dioxol-2-onyl, tetrahydrobenzopyranyl, indolyl, indoliny, indolonyl, indolinonyl, phthalimidyl, and the mono or multiply saturated and benzo or pyridino fused derivatives thereof.

5

The term "aryl" as used herein shall be understood to mean aromatic carbocycle or heteroaryl as defined herein.

10

Terms which are analogs of the above cyclic moieties such as aryloxy or heteroaryl amine shall be understood to mean an aryl, heteroaryl, heterocycle as defined above attached to its respective group.

All of the above-defined terms, where chemically possible, shall be understood to be optionally halogenated with one or more halogen atoms as defined below.

15

The term "halogen" as used in the present specification shall be understood to mean bromine, chlorine, fluorine or iodine.

20

The term "heteroatom" as used herein shall be understood to mean atoms other than carbon such as O, N, S and P.

As used herein, "nitrogen" and "sulfur" include any oxidized form of nitrogen and sulfur and the quaternized form of any basic nitrogen.

25

The compounds of the invention are only those which are contemplated to be 'chemically stable' as will be appreciated by those skilled in the art. For example, a compound which would have a 'dangling valency', or a 'carbanion' are not compounds contemplated by the invention.

30

The invention includes pharmaceutically acceptable derivatives of compounds of formula (I). A "pharmaceutically acceptable derivative" refers to any pharmaceutically acceptable salt or ester of a compound of this invention, or any other compound which,

upon administration to a patient, is capable of providing (directly or indirectly) a compound of this invention, a pharmacologically active metabolite or pharmacologically active residue thereof. A pharmacologically active metabolite shall be understood to mean any compound of the invention capable of being metabolized enzymatically or chemically. This includes, for example, hydroxylated or oxidized derivative compounds of the formula(I).

Pharmaceutically acceptable salts of the compounds of this invention include those derived from pharmaceutically acceptable inorganic and organic acids and bases.

Examples of suitable acids include hydrochloric, hydrobromic, sulfuric, nitric, perchloric, fumaric, maleic, phosphoric, glycolic, lactic, salicylic, succinic, toluene-p-sulfuric, tartaric, acetic, citric, methanesulfonic, formic, benzoic, malonic, naphthalene-2-sulfuric and benzenesulfonic acids. Other acids, such as oxalic acid, while not themselves pharmaceutically acceptable, may be employed in the preparation of salts useful as intermediates in obtaining the compounds of this invention and their pharmaceutically acceptable acid addition salts. Salts derived from appropriate bases include alkali metal (*e.g.*, sodium), alkaline earth metal (*e.g.*, magnesium), ammonium and N-(C₁-C₄ alkyl)₄⁺ salts.

In addition, the compounds of this invention include prodrugs of compounds of the formula (I). Prodrugs include those compounds that, upon simple chemical transformation, are modified to produce compounds of the invention. Simple chemical transformations include hydrolysis, oxidation and reduction. Specifically, when a prodrug of this invention is administered to a patient, the prodrug may be transformed into a compound of the invention, thereby imparting the desired pharmacological effect.

30

METHODS OF USE

In accordance with the invention, there are provided methods of using the compounds of the formula (I). The compounds of the invention effectively block inflammatory cytokine production from cells. The inhibition of cytokine production is an attractive means for preventing and treating a variety of cytokine mediated diseases or conditions associated with excess cytokine production, *e.g.*, diseases and pathological conditions involving inflammation. Thus, the compounds of the invention are useful for the treatment of such conditions. These encompass diseases including, but not limited to, rheumatoid arthritis, osteoarthritis, traumatic arthritis, multiple sclerosis, Guillain-Barre syndrome, Crohn's disease, ulcerative colitis, psoriasis, graft versus host disease, systemic lupus erythematosus, glomerulonephritis, reperfusion injury, sepsis, bone resorption diseases including osteoporosis, chronic obstructive pulmonary disease, congestive heart failure, Alzheimer's disease, atherosclerosis, toxic shock syndrome, asthma, contact dermatitis and insulin-dependent diabetes mellitus.

In addition, the compounds of the invention being inhibitors of cytokine production are expected to block inducible cyclooxygenase (COX-2) expression. COX-2 expression has been shown to be increased by cytokines and it is believed to be the isoform of cyclooxygenase responsible for inflammation (M.K. O'Banion *et al.*, *Proc. Natl. Acad. Sci. U.S.A.*, 1992, 89, 4888.) Accordingly, the present novel compounds would be expected to exhibit efficacy against those disorders currently treated with COX inhibitors such as the familiar NSAIDs. These disorders include acute and chronic pain as well as symptoms of inflammation and cardiovascular disease.

As discussed in the Background of the Invention, IL-8 plays a role in the influx of neutrophils into sites of inflammation or injury. Therefore, in a yet further aspect of the invention, the compounds of the invention may be useful in the treatment of diseases mediated predominantly by neutrophils such as stroke and myocardial infarction, alone or following thrombolytic therapy, thermal injury, adult respiratory distress syndrome (ARDS), multiple organ injury secondary to trauma, acute glomerulonephritis, dermatoses with acute inflammatory components, acute purulent meningitis or other

central nervous system disorders, hemodialysis, leukopheresis, granulocyte transfusion associated syndromes, and necrotizing enterocolitis.

For therapeutic use, the compounds of the invention may be administered in any
5 conventional dosage form in any conventional manner. Routes of administration include, but are not limited to, intravenously, intramuscularly, subcutaneously, intrasynovially, by infusion, sublingually, transdermally, orally, topically or by inhalation. The preferred modes of administration are oral and intravenous.

10 The compounds of this invention may be administered alone or in combination with adjuvants that enhance stability of the inhibitors, facilitate administration of pharmaceutical compositions containing them in certain embodiments, provide increased dissolution or dispersion, increase inhibitory activity, provide adjunct therapy, and the like, including
15 other active ingredients. Advantageously, such combination therapies utilize lower dosages of the conventional therapeutics, thus avoiding possible toxicity and adverse side effects incurred when those agents are used as monotherapies. Compounds of the invention may be physically combined with the conventional therapeutics or other
20 adjuvants into a single pharmaceutical composition. Advantageously, the compounds may then be administered together in a single dosage form. In some embodiments, the pharmaceutical compositions comprising such combinations of compounds contain at least about 5%, but more preferably at least about 20%, of a compound of formula (I) (w/w) or a combination thereof. The optimum percentage (w/w) of a compound of the invention may vary and is within the purview of those skilled in the art. Alternatively,
25 the compounds may be administered separately (either serially or in parallel). Separate dosing allows for greater flexibility in the dosing regime.

As mentioned above, dosage forms of the compounds of this invention include
pharmaceutically acceptable carriers and adjuvants known to those of ordinary skill in the
art. These carriers and adjuvants include, for example, ion exchangers, alumina,
30 aluminum stearate, lecithin, serum proteins, buffer substances, water, salts or electrolytes and cellulose-based substances. Preferred dosage forms include, tablet, capsule, caplet,

liquid, solution, suspension, emulsion, lozenges, syrup, reconstitutable powder, granule, suppository and transdermal patch. Methods for preparing such dosage forms are known (see, for example, H.C. Ansel and N.G. Popovich, *Pharmaceutical Dosage Forms and Drug Delivery Systems*, 5th ed., Lea and Febiger (1990)). Dosage levels and
5 requirements are well-recognized in the art and may be selected by those of ordinary skill in the art from available methods and techniques suitable for a particular patient. In some embodiments, dosage levels range from about 1-1000 mg/dose for a 70 kg patient. Although one dose per day may be sufficient, up to 5 doses per day may be given. For oral doses, up to 2000 mg/day may be required. As the skilled artisan will appreciate,
10 lower or higher doses may be required depending on particular factors. For instance, specific dosage and treatment regimens will depend on factors such as the patient's general health profile, the severity and course of the patient's disorder or disposition thereto, and the judgment of the treating physician.

In order that this invention be more fully understood, the following examples are set
15 forth. These examples are for the purpose of illustrating preferred embodiments of this invention, and are not to be construed as limiting the scope of the invention in any way.

The examples which follow are illustrative and, as recognized by one skilled in the art, particular reagents or conditions could be modified as needed for individual compounds
20 without undue experimentation. Starting materials used in the scheme below are either commercially available or easily prepared from commercially available materials by those skilled in the art.

GENERAL SYNTHETIC METHODS

25 The invention additionally provides for methods of making the compounds of the formula (I). The compounds of the invention may be prepared by the general methods and examples presented below, and methods known to those of ordinary skill in the art. Further reference in this regard may be made to US application nos. 09/505,582,
30 09/484,638, 09/714,539, 09/611,109, 09/698,442 and US provisional application no. 60/216,283. Each of the aforementioned are incorporated herein by reference in their

entirety. In all schemes "G" in the formulas shown below shall have the meaning of "G" in the formula (I) of the invention described hereinabove.

The compounds of the invention may be prepared by Method A, B, C or D as illustrated in Scheme I, preferably Method C.

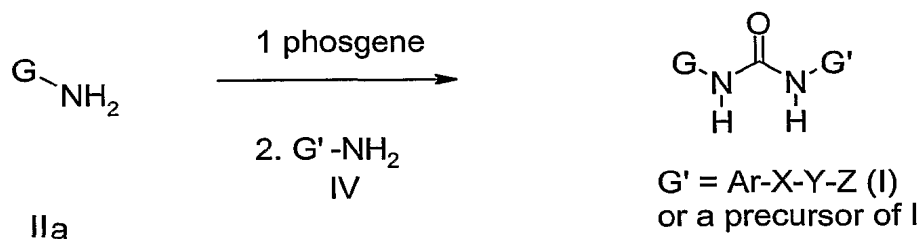
5

Scheme I

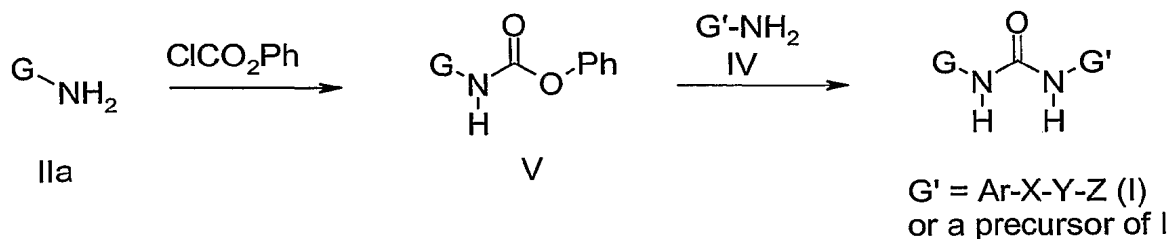
Method A

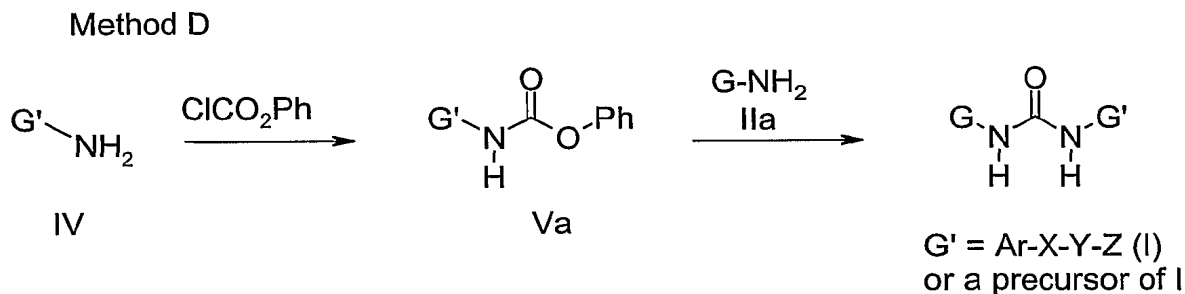


Method B



Method C





- In Method A, a mixture of an arylamine of formula IIa and an arylisocyanate of formula III is dissolved in a non-protic, anhydrous solvent such as THF, ether, toluene, dioxane or ethyl acetate. The preferred solvent is THF. The mixture is stirred at between 0 - 45° C, preferably at 25° C, for 2-24 h, and the volatiles are removed. Purification of the residue by recrystallization from an appropriate solvent such as ethyl acetate/hexanes, ethyl acetate/MeOH, THF/petroleum ether, EtOH/water or by silica gel chromatography, using for example, hexanes and ethyl acetate as eluents, provides the product of formula I (E = NH) or precursors thereof.
- 10 In Method B, an arylamine of formula IIa is dissolved in a halogenated solvent, such as methylene chloride, chloroform or dichloroethane. The preferred solvent is methylene chloride. The mixture is diluted with aqueous alkali, such as sodium bicarbonate or potassium carbonate, cooled in an ice bath and phosgene is added. The mixture is vigorously stirred for 5 - 30 min, with 10 min being preferable. The organic layer is dried, with agents such as MgSO₄ or Na₂SO₄, and the volatiles removed to provide the corresponding isocyanate. The isocyanate and arylamine IV are mixed in a non-protic, anhydrous solvent such as THF, ether, toluene, dioxane, methylene chloride or ethyl acetate. The preferred solvent is THF. The mixture is stirred at between 0 - 45° C, preferably at 25° C, for 2 - 24 h, and the volatiles are removed. Purification of the residue
- 15 by recrystallization or by silica gel chromatography, as above, provides the product of formula I (E = NH) or precursors thereof.
- 20

The required isocyanate may also be prepared from the carboxylic acid G-CO₂H by reaction with a chloroformate, such as ethyl chloroformate, in the presence of a suitable base, such as triethylamine, in a suitable solvent, such as THF at about 0 °C. The

resulting mixed anhydride is treated with an aqueous solution of sodium azide. Heating a solution of the resulting acyl azide in a suitable solvent, such as toluene, at about reflux, results in a Curtius rearrangement, providing the isocyanate $G-N=C=O$ *in situ*.

In Method C, an arylamine of formula IIa is dissolved in a suitable solvent such as a
5 halogenated solvent which includes methylene chloride, chloroform or dichloroethane. The preferred solvent is methylene chloride. A suitable base such as triethylamine may be added, followed by an alkyl or aryl chloroformate, such as *t*-butyl chloroformate or phenyl chloroformate (shown). The mixture is stirred at between 0 - 85° C, preferably at reflux temperature, for 2 - 24 h, and the volatiles are removed providing carbamate V.
10 The carbamate and arylamine IV are mixed in a non-protic, anhydrous solvent such as THF, ether, toluene, dioxane, methylene chloride or ethyl acetate. The preferred solvent is THF. The mixture is stirred at between 0 - 110° C, preferably at reflux temperature, for 2 - 24 h, and the volatiles are removed. Purification of the residue as above provides the product of formula I (E = NH) or precursors thereof. This process can also be
15 performed in the reverse sense as illustrated by Method D.

In Method D an arylamine of formula IV is dissolved in a suitable solvent such as a THF. A suitable alkyl or aryl chloroformate, such as *t*-butyl chloroformate or phenyl chloroformate (shown), is added. The mixture is stirred at between 0 - 85° C, preferably at 0° C, for 2 - 24 h, at which time the reaction is quenched with aqueous, saturated
20 sodium bicarbonate. Extractions with a suitable solvent, such as ethyl acetate, provide carbamate Va upon concentration. The carbamate and arylamine IIa are mixed in a non-protic, anhydrous solvent such as THF, ether, toluene, dioxane, methylene chloride or ethyl acetate. The preferred solvent is THF. The mixture is stirred at between 0 - 110° C, preferably at 0° C, for 2 - 48 h, in a sealed tube. PS-trisamine and PS-isocyanate resins are
25 added, and the reaction mixture was shaken for 3 days. Filtration and concentration provides the product of formula I (E = NH) or precursors thereof.

By using the appropriate starting material (G-EH), the above methods may also be used to prepare compounds of formula I with E = O or S (see for instance, Example 23).

Arylamine intermediates of formula IIa are either commercially available or can be made by methods known to those skilled in the art. Some of these methods are illustrated in the Synthetic Examples section.

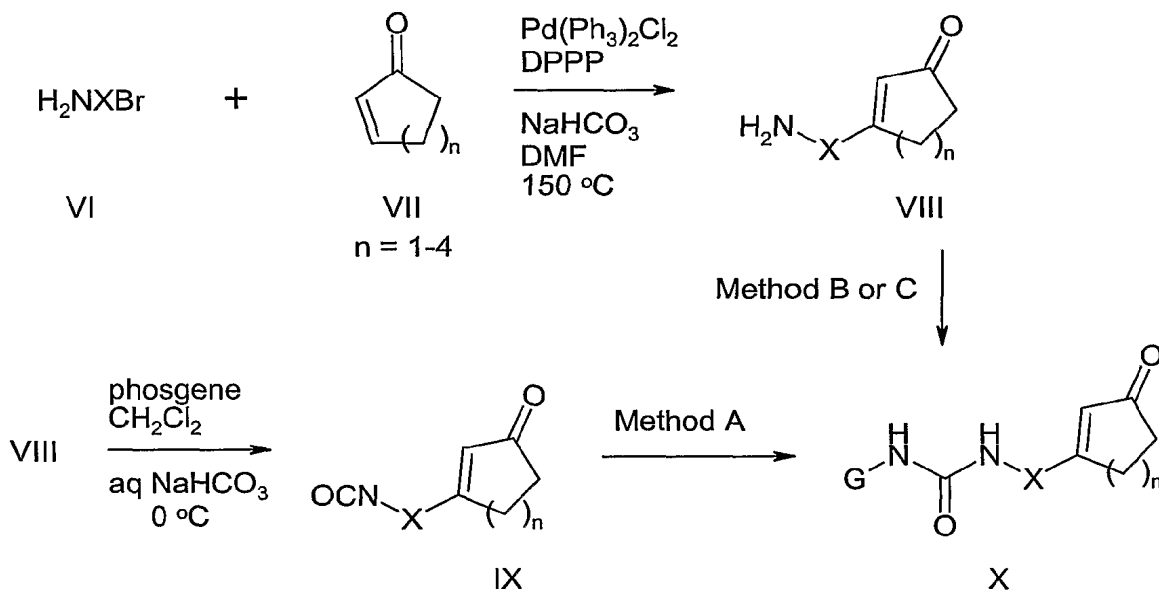
5 Methods by which some intermediates III and IV, $G' = \text{Ar-X-Y-Z}$ (Scheme I) may be prepared are described below, and also illustrated in the Synthetic Examples section. In Method E (Scheme II), a bromoarylamine VI, which may be commercially available or easily prepared by one skilled in the art, is reacted with a cycloalkenone VII in the presence of a transition metal catalyst, for example a palladium(II) catalyst such as
10 bis(triphenylphosphine)palladium(II) chloride, in the presence of a bis(triphenylphosphine) chelator, such as 1,2- bis(diphenylphosphino)ethane (DPPE), 1,1'-bis(diphenylphosphino)ferrocene (DPPF) and 1,3-bis(diphenylphosphino)propane (DPPP), preferably DPPP, and a base, preferably sodium bicarbonate, in a suitable solvent, preferably DMF at a temperature of about 150 °C to provide VIII. VIII may then
15 be used (as IV) in Method B (Scheme I), or converted to isocyanate IX by reaction with phosgene or a phosgene equivalent in the presence of a base, such as sodium bicarbonate in a suitable solvent such as dichloromethane, at a temperature of about 0 °C, and used (as III) in Method A. The resulting product X may be modified further by methods known by one skilled in the art to obtain the desired compound of formula I.

20

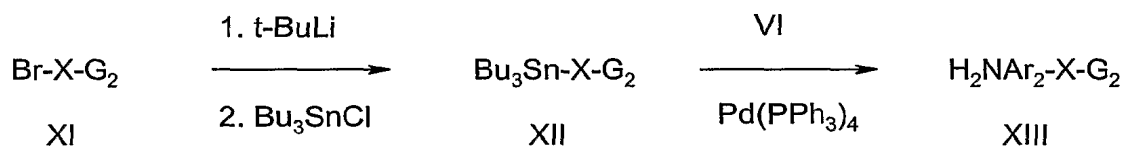
In Method F, bromide XI is reacted with a strong base, such as *t*-butyl lithium, in a suitable solvent, such as THF, with tributyltin chloride at a temperature of about -50 °C to -100 °C, preferably about -78 °C to give XII. XII is then reacted with VI in a suitable solvent, such as THF or 1,4-dioxane, in the presence of a transition metal catalyst,
25 preferably tetrakis(triphenylphosphine)palladium(0), at a temperature of about 50 °C to 150 °C, preferably about 100 °C and in a sealed tube, providing XIII. XIII may then be used (as IV) in Method B or C (Scheme I), or converted to the corresponding isocyanate as described in Method E, and used (as III) in Method A.

30 Scheme II

Method E



Method F



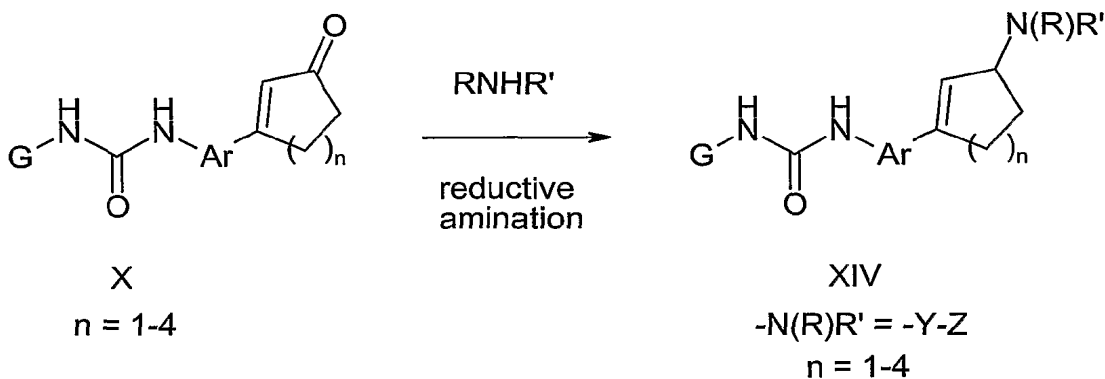
$\text{G}_2 = \text{Y-Z}$ or a precursor

Methods by which Y and Z may be joined to X are known in the art, and two are illustrated in Scheme III. As illustrated by Method G, if one desires a product in which Y includes an amino nitrogen bonded to X, an X containing a ketone may be reacted with a Y-Z containing a terminal primary or secondary amine under reductive amination conditions. For example, ketone X is combined with a primary or secondary amine, in a suitable solvent such as THF. An acid, such as acetic acid, is added, followed by a suitable reducing agent, preferably sodium cyanoborohydride or sodium (triacetoxy)borohydride, to provide the desired product XIV.

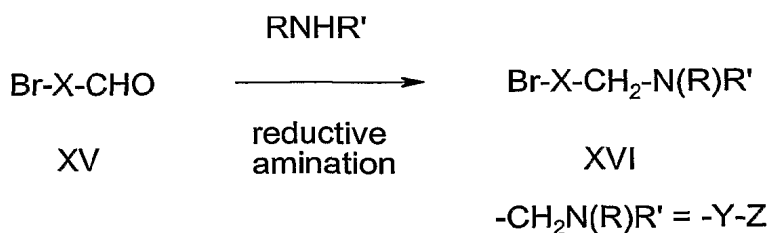
Method H illustrates a procedure for obtaining a methylene group for Y and a primary or secondary amine for Z. An X group bearing an aldehyde and a halogen, preferably bromine (XV), may be reacted with a primary or secondary amine under reductive amination conditions as described in Method G to provide XVI. This intermediate may then be used as described for XI in Method F.

Scheme III

Method G



Method H



10

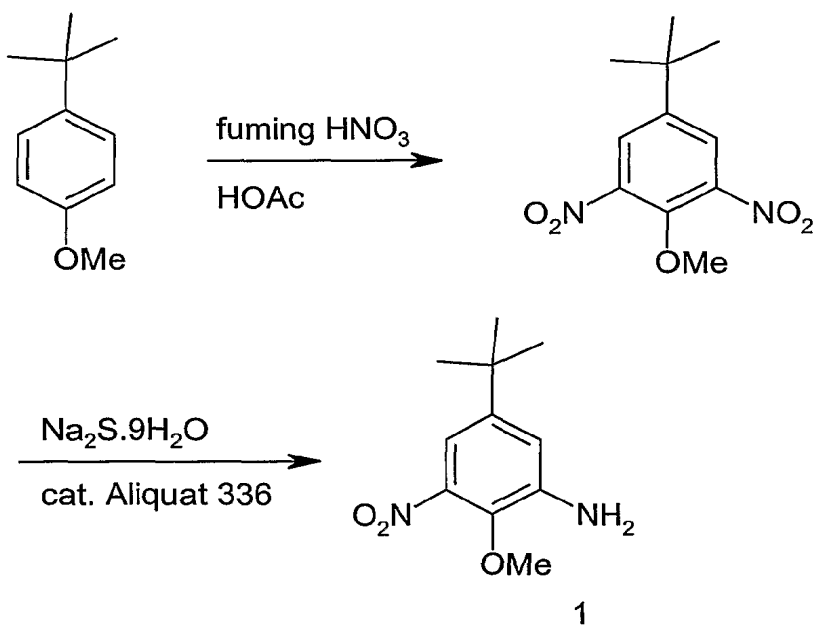
The synthesis of additional intermediates corresponding to IV and V may be accomplished by methods similar to those described in the literature or known to those skilled in the art. Some of these methods are exemplified in the synthetic examples below.

15

SYNTHETIC EXAMPLES

Intermediates IIa (G-NH₂, Scheme I) may be commercially available or prepared by methods known to those skilled in the art. Examples 1-3 provide representative procedures by which these intermediates may be synthesized.

EXAMPLE 1

10 **5-*tert*-Butyl-2-methoxy-3-nitroaniline:**

15 Fuming nitric acid (150 mL) was placed in a round bottom flask. A solution of 4-*tert*-butylanisole (16.4 g, 0.1 mol) in acetic acid (15 mL) was placed in an addition funnel and added dropwise to the flask. The flask was intermittently immersed in a water bath to maintain the temperature below 40°C throughout the addition. Once the addition was complete, the reaction mixture was heated to 80°C, and maintained at that temperature for
20 2 h. The reaction mixture was cooled to ambient temperature, and then poured onto an

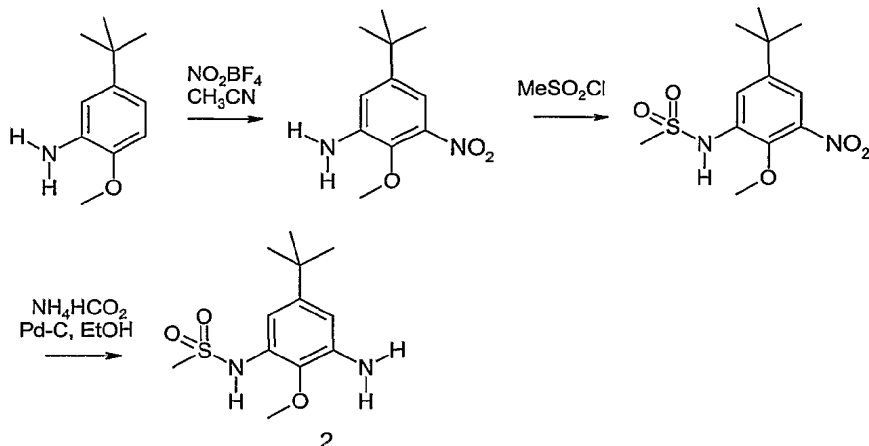
ice/water mixture. A white solid soon formed, and the mixture was stirred for 30 min. The solid was isolated by vacuum filtration, and the filter cake was washed with water. The solid was dried on the filter. Recrystallization from hot 2-propanol provided 5-*tert*-butyl-2-methoxy-1,3-dinitrobenzene as white crystals (18.9 g, 75%).

5

To a suspension of 5-*tert*-butyl-2-methoxy-1,3-dinitrobenzene (10.2 g, 0.04 mol) in EtOAc (150 mL) was added in a single portion a solution of sodium sulfide nonahydrate (19.2 g, 0.08 mol) in water (200 mL). Aliquat[®] 336 (0.8 g, 5 mole %) was added in a single portion, and the two-phase mixture was brought to a reflux. All solids dissolved,
10 and the mixture became red/brown. After about 3 h, TLC (3:1 hexanes:EtOAc) revealed almost complete loss of starting material. The mixture was filtered warm through a pad of diatomaceous earth to remove insolubles, and the filter cake was washed with fresh EtOAc. The clarified two-phase mixture was separated, and the organic layer was washed with sodium carbonate solution, followed by water and then saturated sodium chloride
15 solution. After drying over magnesium sulfate, the solution was concentrated under reduced pressure to a thick, dark oil. This oil was extracted three times with refluxing hexanes, leaving behind a dark residue. The orange extract deposited some more dark oil, from which the warm supernatant was decanted. The resulting orange solution was heated back to reflux, and treated with both activated charcoal and diatomaceous earth.
20 The solution was filtered hot, and the filter cake washed with hot hexanes. Re-heating the orange filtrate resulted in a clear solution. Quickly cooling the solution in an ice/acetone bath and scratching the flask with a glass rod resulted in the deposition of an orange/yellow precipitate. The suspension was allowed to cool for 1 h, and then filtered. The filter cake was washed with a small portion of cold hexanes, and then dried on the
25 filter, providing the title compound as a yellow/orange powder (2.6 g, 30%).

30

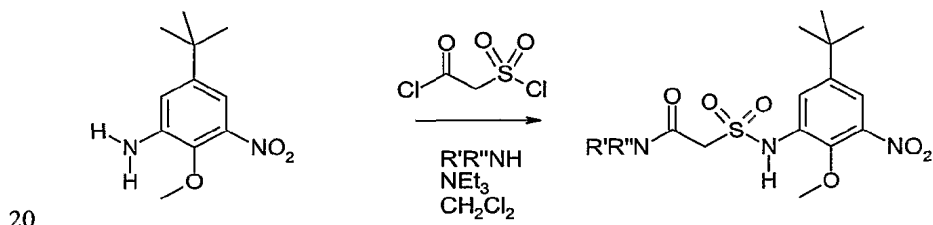
EXAMPLE 2

5-tert-Butyl-3-methanesulfonamido-2-methoxyaniline

- 5 5-tert-Butylanisole (5.38 g, 30.0 mmol, 1 equiv.) was dissolved in 80 mL anhydrous CH₃CN and cooled to -35 °C under inert atmosphere. Nitronium tetrafluoroborate (4.78 g, 36.0 mmol, 1.2 equiv.) was then added in one portion. The reaction was stirred for 25 min, then quenched with a saturated aqueous solution of NaHCO₃ and extracted with dichloromethane (3 x 75 mL). The combined organic extracts were dried over MgSO₄,
 10 filtered, and the solvents were removed in vacuo. The crude oil was purified by column chromatography on SiO₂, using 0-30% EtOAc in hexanes to afford 5.70 g of 5-tert-butyl-2-methoxy-3-nitro aniline (25.2 mmol, 84 % yield). (Example 1 describes an alternate synthesis of this intermediate.)
- 15 The nitro aniline (214 mg, 0.95 mmol, 1 equiv.) was dissolved in 1.0 mL anhydrous pyridine and cooled to 0 °C under inert atmosphere. Methane sulfonyl chloride (146 uL, 1.90 mmol, 2 equiv.) was then added dropwise via syringe. The mixture was left to stir for 6 h at 0 °C, then poured over a mixture of 1 mL concentrated HCl and ice. The product was extracted with dichloromethane (3 x 20 mL) and dried over MgSO₄.
 20 The crude solution was filtered and the volatiles removed in vacuo. Purification by column chromatography on SiO₂ using 25-35 % EtOAc in hexanes as eluent afforded 270 mg of nitro sulfonamide intermediate (0.89 mmol, 94 % yield).

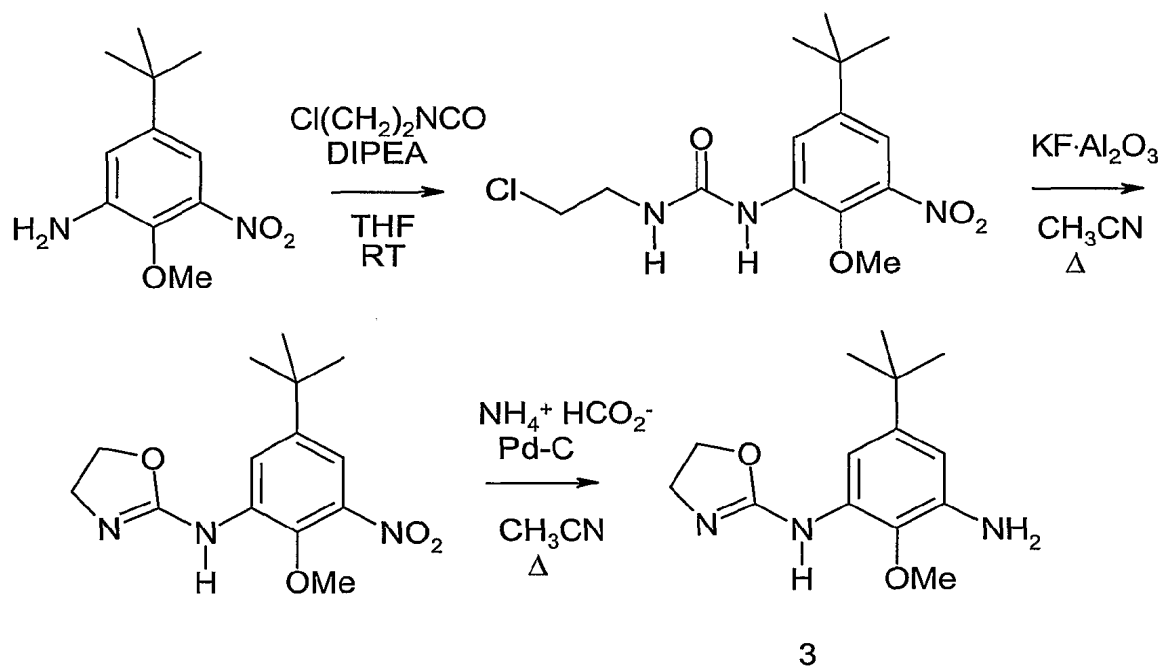
The nitro sulfonamide (270 mg, 0.89 mmol, 1 equiv.) was dissolved in 10 mL EtOH. Ammonium formate (288 mg, 4.56 mmol, 5.1 equiv.) and palladium-on-charcoal (10 % Pd-C, ~ 150 mg) were added and the mixture was heated to 60 °C for 1 h. The mixture was then cooled, filtered through a pad of diatomaceous earth, and the solvent removed in vacuo. The aniline intermediate (220 mg, 88% yield) obtained was used in subsequent couplings without purification.

The same general procedure outlined above may be used to prepare other desired alkyl or aryl sulfonamide intermediates by substituting the appropriate alkyl or aryl sulfonyl chloride for methane sulfonyl chloride. Also, by preparing a sulfonamide with a reactive functionality, one may use this reactive site to prepare additional compounds of the invention by methods known to those skilled in the art. This may be done either *in situ* or in a subsequent step. For example, as described by S. Vanwetswinkel et al. (J. Antibiot., 1994, 47, 1041), one may use the commercially available chlorosulfonylacetyl chloride and the desired amine (R'R''NH) *in situ* to prepare amide-substituted sulfonamide intermediates as illustrated below. Selective reduction of the nitro group by methods known in the art, for example the catalytic reduction described above, gives the desired aniline intermediate.



EXAMPLE 3

25 **2-[(3-Amino-5-*tert*-butyl-2-methoxyphenyl)amino]oxazoline:**



5-*tert*-Butyl-2-methoxy-3-nitroaniline (338 mg, 1.5 mmol) was dissolved in 2 mL THF and diisopropylethylamine (0.26 mL, 1.5 mmol) was added. This mixture was treated
 5 with chloroethyl isocyanate (195 microL, 1.8 mmol) and was left stirring overnight under inert atmosphere. TLC analysis revealed starting amine was still present, so the mixture was treated with an additional 50 microL of isocyanate and stirred 4 h. Volatiles were then removed *in vacuo* and the resulting orange solid was purified by column chromatography on SiO₂ using 0 - 50 % EtOAc in hexanes as eluent. The chloroethyl
 10 urea was obtained as an orange solid (450 mg or 90 % yield).

The chloroethyl urea (189 mg, 0.57 mmol) was dissolved in 4 mL acetonitrile and treated with KF·Al₂O₃ (40 % wt., 332 mg, 2.29 mmol). The resulting mixture was heated to reflux and stirred overnight. After cooling to room temperature, the residue was directly
 15 loaded on a SiO₂ column and the product eluted with 0 - 80 % EtOAc in hexanes providing the desired amino-oxazoline (133 mg, 79 % yield).

The amino-oxazoline (133 mg, 0.46 mmol, 1 equiv) was suspended in 6.5 mL acetonitrile. Palladium on carbon (10 % wt., 133 mg) was then added, followed by

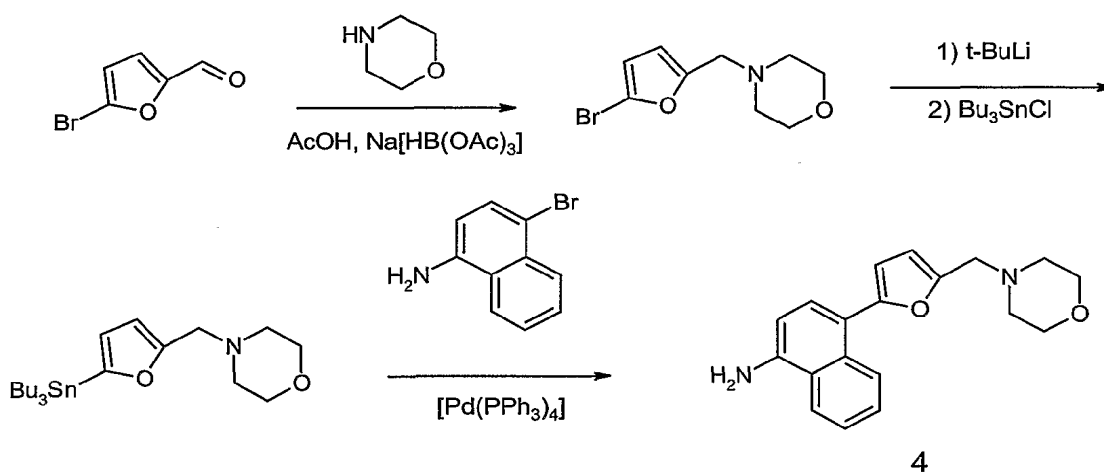
ammonium formate (172 mg, 2.72 mmol). The mixture was refluxed for 1.75 h, then cooled to room temperature and filtered through a diatomaceous earth pad. The solvent was removed *in vacuo* to afford 107 mg of the title compound (89 % yield).

5

EXAMPLE 4

1-Amino-4-[5-(morpholin-4-ylmethyl)furyl]naphthalen-1-yl} urea:

10



To a mixture of 5-bromo-2-furaldehyde (1.76 g) and morpholine (1.00 ml) in 40 mL anhydrous THF at room temperature was added acetic acid (0.60 mL) followed by sodium triacetoxyborohydride (3.28 g). The mixture was stirred at room temperature for 3 h and then poured into a saturated solution of sodium bicarbonate (100 mL). After stirring vigorously for 5 min the layers were separated and the aqueous layer was extracted with EtOAc. The combined organic layers were washed with brine, dried (Na_2SO_4), filtered and evaporated to dryness. Purification of the residue by flash chromatography afforded 2.09 g (8.49 mmol, 84% yield) of 4-(5-bromo-2-furylmethyl)morpholine.

15

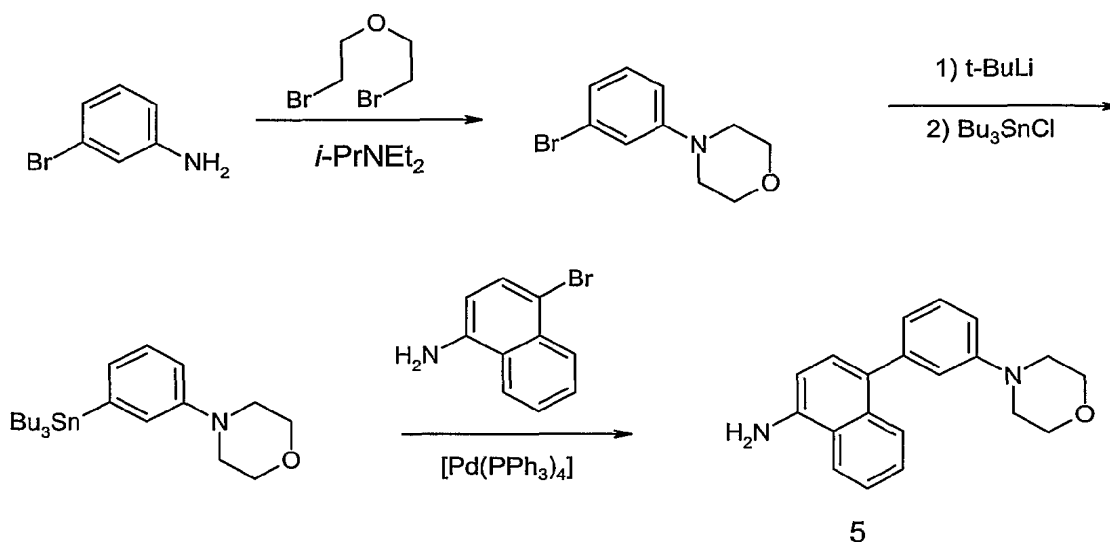
20

The above intermediate (0.678 g, 2.76 mmol) was dissolved in 10 mL anhydrous THF under inert gas atmosphere and the solution was cooled to at -78°C. *t*-Butyllithium (4.0 mL of a 1.7 M solution in pentane) was added dropwise and the solution was stirred at -78°C for 30 min. Tributyltinchloride (0.60 mL, 0.72g, 2.2 mmol) was added and the solution was stirred for another 30 min at -78°C. pH7 Buffer (NaH₂PO₄/Na₂HPO₄ sat.) was added (10 mL) and the mixture was warmed to room temperature. The layers were separated and the aqueous layer was extracted with EtOAc. The combined organic layers were washed with brine, dried (Na₂SO₄), filtered and evaporated to dryness. Purification of the residue by flash chromatography afforded 0.526 g (1.15 mmol, 42% yield) of the tributylstannane intermediate.

The above intermediate (0.399 g, 0.874 mmol) and 1-amino-4-bromonaphthalene (0.200 g, 0.901 mmol) were dissolved in 10 mL anhydrous 1,4-dioxane in a sealable tube under inert gas atmosphere. The solution was degassed and purged with nitrogen (2x). Tetrakis(triphenylphosphine)palladium(0) (0.057g, 0.049 mmol) was added and the solution was degassed and purged with nitrogen again (2x). The tube was sealed and heated to 100°C for 24 h. After cooling to room temperature the mixture was diluted with EtOAc, saturated aqueous potassium carbonate solution (10 mL) was added and the mixture was stirred for 1h at room temperature. The mixture was filtered over diatomaceous earth and the layers were separated. The aqueous layer was extracted with EtOAc. The combined organic layers were washed with brine, dried (Na₂SO₄), filtered and evaporated to dryness. Purification of the residue by flash chromatography afforded 0.314 g of a yellow oil, which contained the title compound along with tributyltin bromide. This mixture is suitable for use in Methods A-D without further purification.

EXAMPLE 5

1-Amino-4-[3-(morpholin-4-yl)phenyl]naphthalene:



3-Bromoaniline (3.0 mL, 4.7 g, 28 mmol), 2-bromoethylether (4.2 mL, 7.7 g, 33 mmol) and diisopropylethylamine (15 mL, 11 g, 86 mmol) were dissolved in anhydrous DMF (20 mL) under inert gas atmosphere and heated to 100°C for 6 h. After cooling to room temperature the mixture was poured into water (300 mL) and extracted with EtOAc. The combined organic layers were washed with brine, dried (Na₂SO₄), filtered and evaporated to dryness. Purification of the residue by flash chromatography afforded 2.9 g (12 mmol, 43% yield) of 4-(3-bromophenyl)morpholine.

4-(3-Bromophenyl)morpholine (1.73 g, 7.13 mmol) was dissolved in anhydrous THF (30 mL) and cooled to -78°C. *t*-Butyllithium (10.0 mL of a 1.7 M solution in pentane) was added dropwise and the solution was stirred at -78 °C for 30 min. Tributyltinchloride (1.90 mL, 2.28 g, 7.00 mmol) was added and the solution was stirred for another 45 min at -78 °C. pH 7 Buffer (NaH₂PO₄/Na₂HPO₄ sat.) was added (10 mL) and the mixture was warmed to room temperature. The layers were separated and the aqueous layer was extracted with EtOAc. The combined organic layers were washed with brine, dried (Na₂SO₄), filtered and evaporated to dryness. Purification of the residue by flash chromatography afforded 2.28 g (5.36 mmol, 77% yield) of the tributylstannane intermediate.

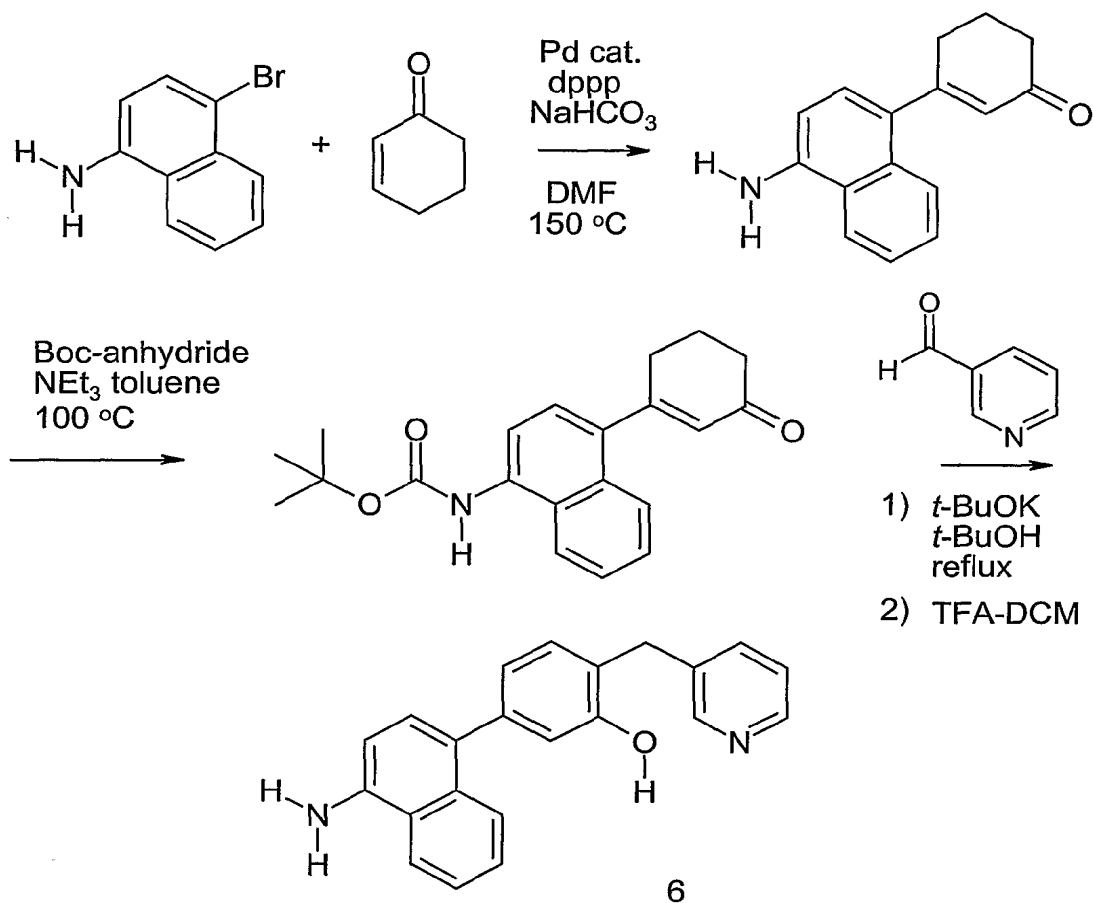
The above intermediate (1.49 g, 3.51 mmol) and 1-amino-4-bromonaphthalene (0.69 g, 3.11 mmol) were dissolved in 20 mL anhydrous 1,4-dioxane in a sealable tube under inert gas atmosphere. The solution was degassed and purged with nitrogen (2x).

5 Tetrakis(triphenylphosphine)palladium(0) (0.21 g, 0.18 mmol) was added and the solution was degassed and purged with nitrogen again (2x). The tube was sealed and heated to 100 °C for 17 h. After cooling to room temperature the mixture was diluted with EtOAc, saturated aqueous potassium carbonate solution (10 mL) was added and the mixture was stirred for 1 h at room temperature. The mixture was filtered over
10 diatomaceous earth and the layers were separated. The aqueous layer was extracted with EtOAc. The combined organic layers were washed with brine, dried (Na₂SO₄), filtered and evaporated to dryness. Purification of the residue by flash chromatography afforded 0.363 g (1.19 mmol, 38%) of title compound.

15

EXAMPLE 6

5-(4-Aminonaphthalen-1-yl)-2-pyridin-3-ylmethylphenol:



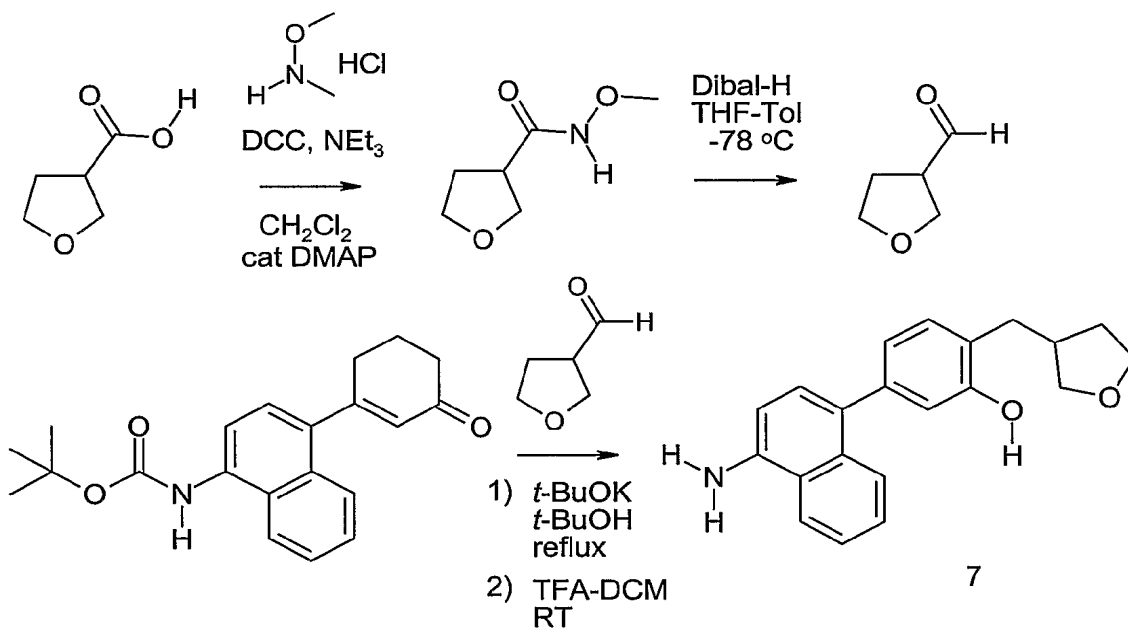
To a tube containing a solution of 2.0 g of 1-amino-4-bromonaphthalene (9.0 mmol, 1 equiv.) in 70 mL DMF were added 1.75 mL of 2-cyclohexen-1-one (18.0 mmol, 2.0 equiv.), 2.3 g of sodium bicarbonate (27.0 mmol, 3.0 equiv.) and 186 mg of 1,3-bis-
 5 (diphenylphosphino)propane (dppp, 0.45 mmol, 0.05 equiv.). A stream of dry nitrogen gas was bubbled through the mixture for 15 min, then 316 mg of bis-(triphenylphosphino)palladium(II) chloride (0.45 mmol, 0.05 equiv.) was added and the tube was sealed. The mixture was heated at 150 °C for 8 h, then cooled to ambient
 10 temperature, diluted with EtOAc (150 mL) and filtered through diatomaceous earth. The mixture was washed with water, then brine. The organic layer was dried (MgSO₄), filtered and concentrated. The crude oil was purified by column chromatography on SiO₂ using 10 to 50% EtOAc in hexane mixtures as eluents to give 2.0 g of a thick liquid

consisting of 3-(4-aminonaphthalen-1-yl)cyclohex-2-enone and DMF (molar ratio 1:2 respectively, 5.22 mmol of naphthylamine, 58% of theoretical yield).

To a solution of 4.0 g of 3-(4-aminonaphthalen-1-yl)cyclohex-2-enone : DMF (1: 2, 10.4 mmol, 1 equiv.) in 50 mL toluene was added 2.72 g of di-*tert*-butyl dicarbonate (12.5 mmol, 1.2 equiv.) and 1.5 mL triethylamine (10.4 mmol, 1 equiv.). The mixture was heated to 100 °C overnight, then cooled to ambient temperature. The reaction mixture was washed with 0.1% aqueous HCl (2 X 50 mL), water, brine, dried (MgSO₄), filtered and concentrated. The crude product precipitated and was washed with 10% EtOAc in hexane to afford, after filtration, 2.5 g of desired *tert*-butyl carbamate (7.4 mmol, 71% of theoretical yield).

To a solution of 186 mg of the above *tert*-butyl carbamate (0.55 mmol, 1 equiv.) in 1.6 mL anhydrous *tert*-butanol was added 52 uL of pyridine-3-carboxaldehyde (0.55 mmol, 1 equiv.) and 1.65 mL potassium *tert*-butoxide solution (1.0 M, 1.32 mmol, 3 equiv.). The mixture was heated to reflux overnight, then cooled. MeOH (5 mL) and HCl solution in dioxane (4.0 M) were added until pH ~ 1, the reaction was then stirred for 1.5 h at ambient temperature. The mixture was then quenched with saturated NaHCO₃ aqueous solution and extracted with EtOAc (2 x 50 mL). The aqueous layer was treated with 4 N NaOH aqueous solution until pH ~12 and extracted 2 more times. The combined organic extracts were washed with brine, dried (MgSO₄), filtered and concentrated to afford a mixture of crude products, including naphthylamine still protected as the carbamate. The residue was therefore taken up in dichloromethane (3 mL), treated with 2 mL TFA and left stirring over a weekend at ambient temperature. The mixture was quenched and neutralized with saturated aqueous NaHCO₃, extracted with dichloromethane (3 x 50 mL), dried (MgSO₄) and filtered. The volatiles were removed *in vacuo* and the crude product purified by column chromatography on SiO₂ using 50 to 100% EtOAc in hexane eluent mixtures giving 35 mg (0.11 mmol, 20% of theoretical yield) title compound.

EXAMPLE 7

5-(4-Aminonaphthalen-1-yl)-2-(tetrahydrofuran-3-ylmethyl)phenol:

To a solution of 3.16 g of tetrahydro-3-furoic acid (27 mmol, 1 equiv.) in 25 mL anhydrous dichloromethane was added 7.85 g of dicyclohexylcarbodiimide (38 mmol, 1.4 equiv.) and 4.54 mL triethylamine (32.6 mmol, 1.2 equiv.). N-methylmethanolamine hydrochloride was then added, followed by 60 mg of DMAP (4-dimethylamino)pyridine. An exothermic reaction ensued and a further 25 mL of dichloromethane were added. The mixture was stirred at ambient temperature overnight, then filtered through diatomaceous earth and concentrated. The residue was treated with ether and the white solid filtered off and removed. The solvent was removed from the mother liquor and the residue purified by column chromatography on SiO₂ using 15-25% EtOAc in hexanes as eluent mixtures to provide the desired amide as a colorless oil (55% of theoretical yield) that still contained 10% of dicyclohexyl urea. This was used without further purification in the next reaction.

10

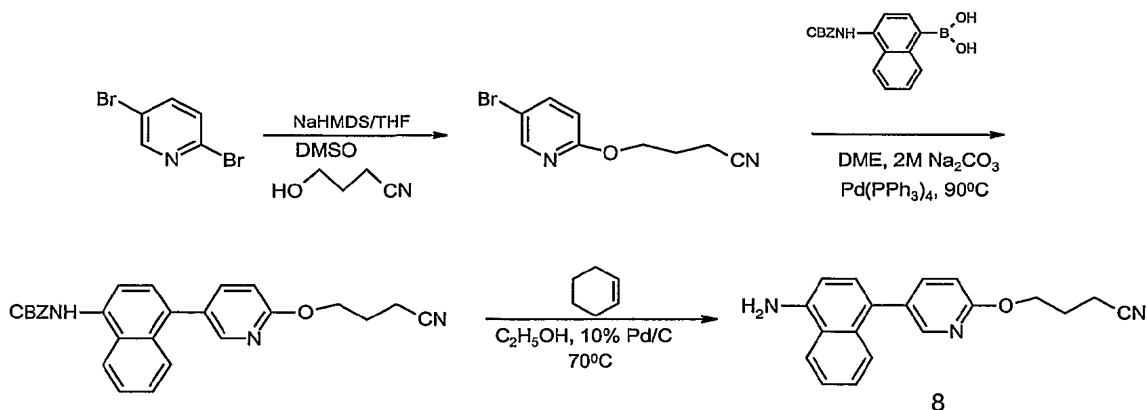
15

To a solution of 1.0 g of the above amide (6.28 mmol, 1 equiv.) in 60 mL anhydrous THF at -78°C was added 12.6 mL of 1.0 M DIBAL-H solution in toluene dropwise *via* syringe (12.6 mmol, 2.0 equiv.). After stirring 30 min at -78°C the reaction mixture was quenched with 50 mL MeOH and 50 mL water. The reaction mixture was transferred to a separatory funnel and 250 mL ether were added. 1 N HCl aqueous solution was added until all the solids had dissolved. The layers were separated and the aqueous portion was extracted further with 2 x 100 mL ether. The combined organics were washed with saturated aqueous NaHCO_3 solution, then brine, dried over Na_2SO_4 , filtered and concentrated. The crude product was purified by chromatography on silica gel using 0-5% MeOH in dichloromethane as eluent mixtures. The desired 3-tetrahydrofuroic aldehyde was obtained as a very volatile, impure colorless oil (200 mg).

To a solution of 200 mg of *tert*-butyl naphthyl carbamate (Example 6) (0.59 mmol, 1 equiv.) in 1.6 mL anhydrous *tert*-butanol was added 200 mg of 3-tetrahydrofuroic aldehyde from above (excess) and 1.78 mL potassium *tert*-butoxide solution in *tert*-butanol (1.0 M, 1.78 mmol, 3 equiv.). The mixture was heated to 40°C overnight, then cooled and quenched with NH_4Cl saturated aqueous solution. The product was extracted with a dichloromethane/MeOH mixture (3 x 100 mL). The combined extracts were washed with brine, dried over MgSO_4 , and concentrated. ^1H NMR analysis revealed that only 10% of the enone was consumed. The residue (300 mg) was dissolved in 4.0 mL dichloromethane and treated with 4 mL of a 1 : 1 mixture dichloromethane : TFA. The mixture was stirred for 1.5 h, then neutralized with saturated NaHCO_3 aqueous solution, basified with 4 N NaOH solution and extracted with dichloromethane / MeOH (3 x 100 mL). The combined organic extracts were washed with brine, dried (MgSO_4) and filtered and concentrated. The crude product was purified by column chromatography on silica gel using 10 to 50% EtOAc in hexane eluent mixtures to give the title compound (35 mg 0.11 mmol, 19% of theoretical yield).

EXAMPLE 8

4-[5-(4-Aminonaphthalen-1-yl)pyridin-2-yloxy]butyronitrile:



To 2,5-dibromopyridine (500 mg, 2.1 mmol) and 3-cyano-1-propanol (270 mg, 3.1 mmol) in DMSO (2 mL) was added 1M sodium hexamethyldisilazide (2.1 mL, 2.1 mmol). The reaction was stirred at room temperature overnight. EtOAc was added to the reaction and the mixture was washed with water (2 x 10 mL). The EtOAc fraction was dried over anhydrous sodium sulfate and evaporated on a rotary evaporator. The crude product was purified by flash column chromatography over silica gel using 40%EtOAc/hexanes to give 200 mg of 5-bromo-2-cyanopropoxy pyridine as a pale yellow solid (39.3%).

To the above intermediate (100 mg, 0.4 mmol) and CBZ-protected naphthylboronic acid C (prepared as described for the Boc-analog Example 12) (200 mg, 0.62 mmol) in DME (4 mL) was added 2M sodium carbonate solution (2 mL). The solution was purged with nitrogen for 10 min and to this was added palladium tetrakis(triphenylphosphine) (20 mg). The reaction was heated at 90°C for 48 h and then cooled to room temperature. EtOAc was added to the reaction and the mixture was washed with water (2 x 10 mL). The EtOAc fraction was dried over anhydrous sodium sulfate, filtered and concentrated. The crude product was purified by flash column chromatography over silica gel eluting with 40%EtOAc/hexanes to give 70 mg of the desired coupled intermediate (39%).

To the above coupled intermediate (70 mg, 0.16 mmol) in EtOH (5 mL) was added cyclohexene (263 mg, 3.2 mmol) and 10%Pd/C (20 mg). The reaction was heated under nitrogen overnight and cooled to room temperature. The reaction was filtered over

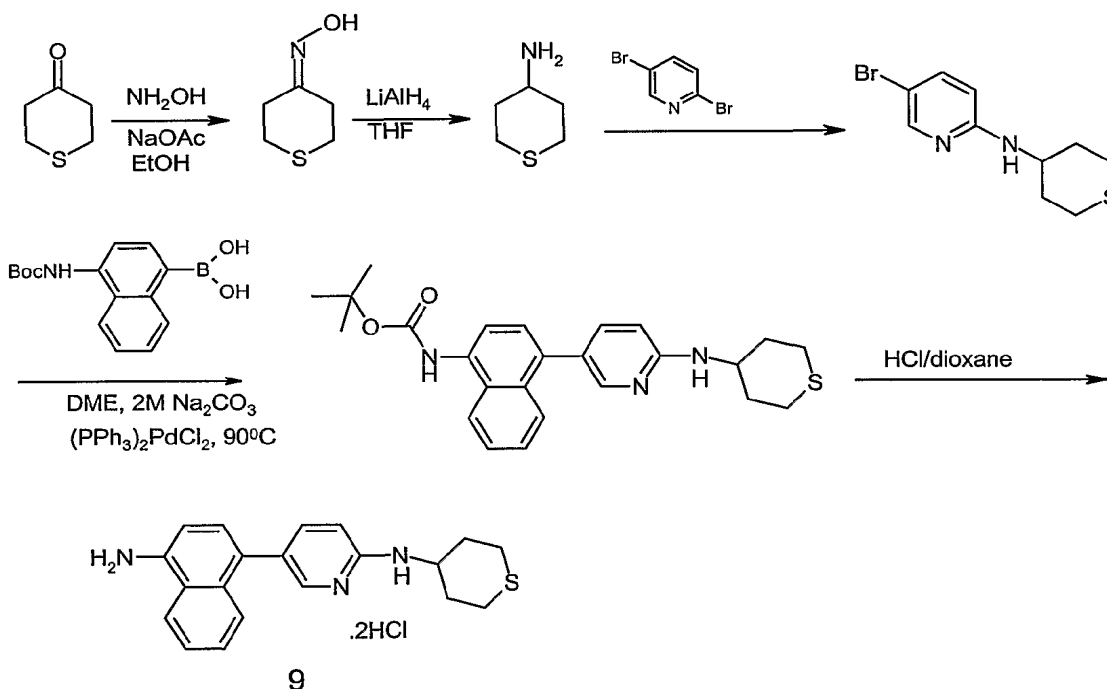
diatomaceous earth, washed with MeOH and concentrated. The crude product was purified by flash column chromatography over silica gel eluting with 50% EtOAc/hexanes to give 15 mg of the title compound (31%).

5

EXAMPLE 9

[5-(4-Aminonaphthalen-1-yl)pyridin-2-yl]-(tetrahydrothiopyran-4-yl) amine dihydrochloride:

10



To tetrahydro-1,4-thiopyrone (2.0 g, 17.2 mmol) and hydroxylamine hydrochloride (2.0 g, 28.7 mmol) in EtOH (10 mL) was added sodium acetate trihydrate (4.0 g, 29.4 mmol) in 20 mL water. The reaction was heated at reflux for 3 h, cooled to room temperature and concentrated to 15 mL on a rotary evaporator. The residue was cooled in an ice-bath and filtered to give 2.0 g of the oxime product as a white solid m.p. 80-83 °C (88.7%).

To a dry flask containing THF (20 mL) and 1M lithium aluminium hydride in diethyl ether (19 mL) at room temperature, was added the oxime from above (500 mg, 3.82 mmol). The reaction was heated at reflux for 3 h, cooled to room temperature and the excess LAH was quenched with ice/water. Extraction with EtOAc and concentration gave
5 340 mg (76%) of the desired 4-aminotetrahydrothiopyran.

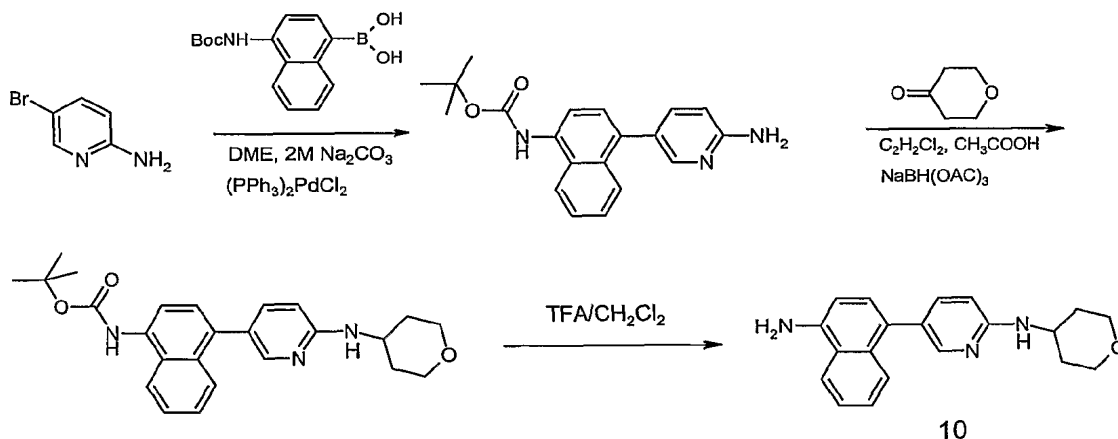
To the above amine (170 mg, 1.4 mmol) in dry pyridine (1 mL) was added 2,5-dibromopyridine (250 mg, 1.1 mmol) and the reaction was heated at 110-120 °C for 5 days. The reaction was extracted with EtOAc, washed with water, dried over anhydrous
10 sodium sulfate and concentrated to give the crude product. The crude product was purified by flash column chromatography over silica gel using 30% EtOAc/hexanes as eluent to give 100 mg of pure product (33.3%).

To the above intermediate (80 mg, 0.293 mmol) and BOC-protected naphthylboronic acid (See Example 12) (140 mg, 0.488 mmol) in DME (4 mL) was added 2 M sodium carbonate (2 mL) and bis(triphenylphosphine)palladium chloride (15 mg). The reaction
15 was heated at 90 °C under nitrogen for 18 h and cooled to room temperature. The reaction was extracted with EtOAc, washed with water, dried over anhydrous sodium sulfate and concentrated to give the crude product. The crude product was purified by
20 flash column chromatography over silica gel using 30% EtOAc/hexanes as eluent to give 110 mg of the coupled intermediate (86.0%)

To the coupled intermediate (35 mg, 0.08 mmol) in dioxane (1 mL) was added 4 M HCl/dioxane (0.6 mL). The reaction was stirred at room temperature for 48 h. Addition
25 of diethyl ether gave the product as the hydrochloride salt which was filtered, giving 18 mg (55%) of the title compound.

EXAMPLE 10

30 **[5-(4-Aminonaphthalen-1-yl)pyridin-2-yl]-(tetrahydropyran-4-yl) amine dihydrochloride:**



To 2-amino-5-bromopyridine (250 mg, 1.44 mmol) and BOC-protected naphthylboronic acid (Example 12) (688 mg, 2.4 mmol) in 5 mL DME was added 2 M sodium carbonate (2.5 mL) and bis(triphenylphosphine)palladium chloride (30 mg). The reaction was heated at 90 °C under nitrogen for 18 h and cooled to room temperature. The reaction mixture was extracted with EtOAc, washed with water, dried over anhydrous sodium sulfate and concentrated. The residue was purified by flash column chromatography over silica gel eluting with 40% EtOAc/hexanes to give 370 mg coupled intermediate (76.4%).

To the above intermediate (200 mg, 0.597 mmol) and tetrahydropyranone (120 mg, 1.19 mmol) in dichloroethane (5 mL) was added glacial acetic acid (0.2 mL, 3.58 mmol) and sodium triacetoxyborohydride (380 mg, 1.79 mmol). The reaction was stirred at room temperature for 48 h and then extracted with EtOAc, washed with water, dried over anhydrous sodium sulfate and concentrated. The residue was purified by flash column chromatography over silica gel using 50% EtOAc/hexanes as eluent to give 120 mg Boc-protected title compound (48.0%).

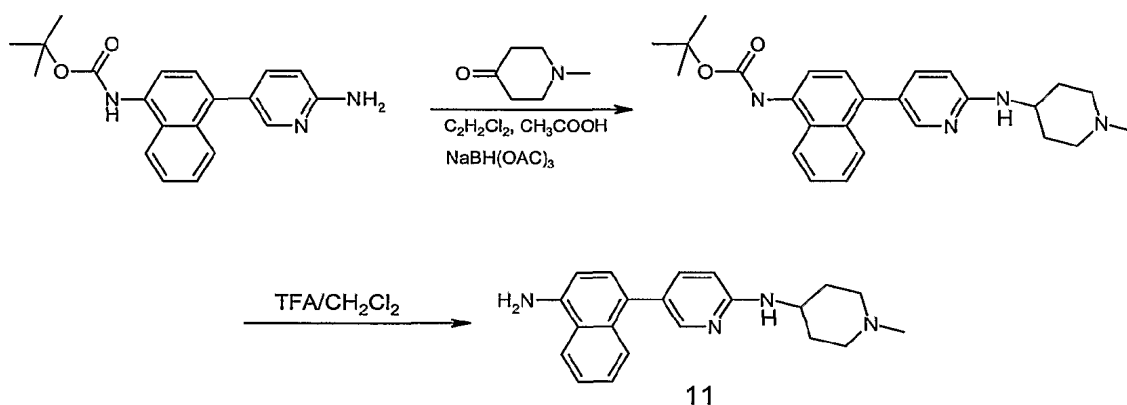
The Boc-protected title compound was dissolved in dichloromethane (3mL) and treated with trifluoroacetic acid (1 mL). The reaction was stirred for 3 h and concentrated. The residue was dissolved in EtOAc (20 mL), washed with sodium bicarbonate solution, dried

over anhydrous sodium sulfate concentrated to give 90 mg of the title compound 17 (98.5%).

EXAMPLE 11

5

[5-(4-Aminonaphthalen-1-yl)pyridin-2-yl]-(1-methylpiperidin-4-yl) amine:



10

To a mixture of 5-(4-N-Boc-aminonaphthyl)pyridin-2-ylamine (Example 10) (110 mg, 0.33 mmol) and 1-methyl-4-piperidone (80 mg, 0.7 mmol) in dichloroethane (6 mL) was added glacial acetic acid (120 mg, 2.0 mmol) and sodium triacetoxyborohydride (220 mg, 1.03 mmol). The reaction was stirred at room temperature for 96 h and then extracted with EtOAc, washed with water, dried over anhydrous sodium sulfate and concentrated. The residue was purified by flash column chromatography over silica gel using 10%MeOH/ CH₂Cl₂/0.1%TEA as eluent to give 60 mg of the N-Boc-derivative of the title compound (42%).

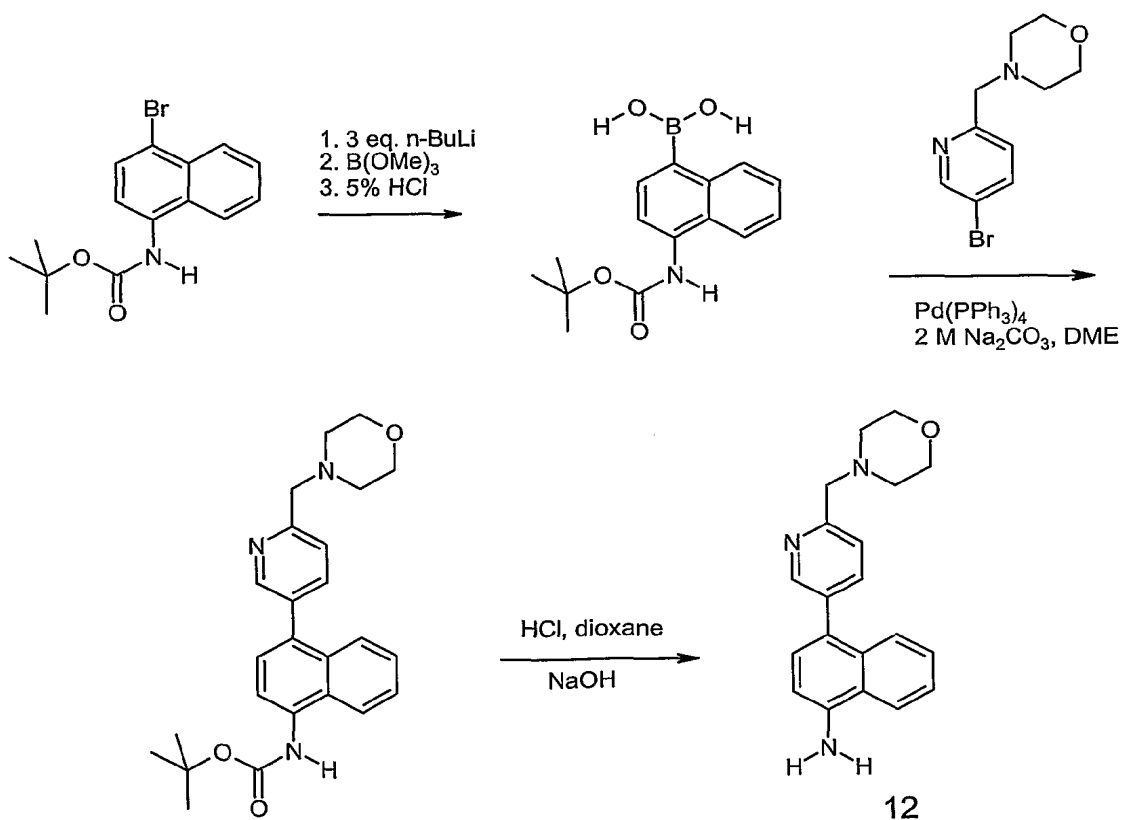
20

The above intermediate was dissolved in dichloromethane (3 mL) and treated with trifluoroacetic acid (1 mL). The reaction was stirred for 2.5 h and then concentrated to give 94 mg of the title compound (100%).

The following are representative examples further illustrating procedures for preparing intermediates, as well as exemplifying methods in Scheme I for preparing compounds of formula I

EXAMPLE 12

10 4-[5-(4-Aminonaphthyl)pyridin-2-ylmethyl]morpholine



15 To a stirred solution of N-Boc-1-amino-4-bromo naphthalene (15.5 mmol) in anhydrous THF (40 mL) at -78°C was added n-BuLi (47 mmol). The resultant yellow-green solution was stirred at -78°C for two h then was transferred to a solution of trimethylborate (5.64 grams, 54.2 mmol) in anhydrous THF (25 mL) at -42°C . The

reaction was allowed to warm to room temperature overnight as the bath warmed. After stirring for 16 h, 5% aqueous HCl was added (25 mL) and the mixture was stirred for 15 min. The aqueous layer was saturated with NaCl and the layers were separated. The aqueous portion was extracted with diethyl ether (3 x 60 mL) and the combined organics
5 were extracted with 0.5 M NaOH (6 x 30 mL). The combined basic extracts were acidified to ~pH 2 with 3 M HCl (~30 mL) and the suspension was extracted with diethyl ether (3 x 100 mL). The combined ethereal extracts were dried (MgSO₄), filtered and the solvent was removed to afford the boronic acid as a beige solid (2.3 g) which was used without further purification.

10

This boronic acid (0.70 mmol) and 5-bromo-2-(morpholin-4-ylmethyl)pyridine (0.70 mmol) were dissolved in a biphasic mixture of dimethoxyethane (2 mL) and 2 M aq. Na₂CO₃ (1 mL). The reaction was purged with a stream of N₂ for 15 min, the Pd catalyst was added, and the mixture was heated at 85 °C for 16 h. The reaction was
15 cooled to room temperature and was partitioned between water (10 mL) and EtOAc (75 mL). The layers were separated and the organic portion was washed with brine (20 mL), dried (MgSO₄), filtered and the solvent was removed to afford a brown solid. Column chromatography afforded the product as a beige solid.

20

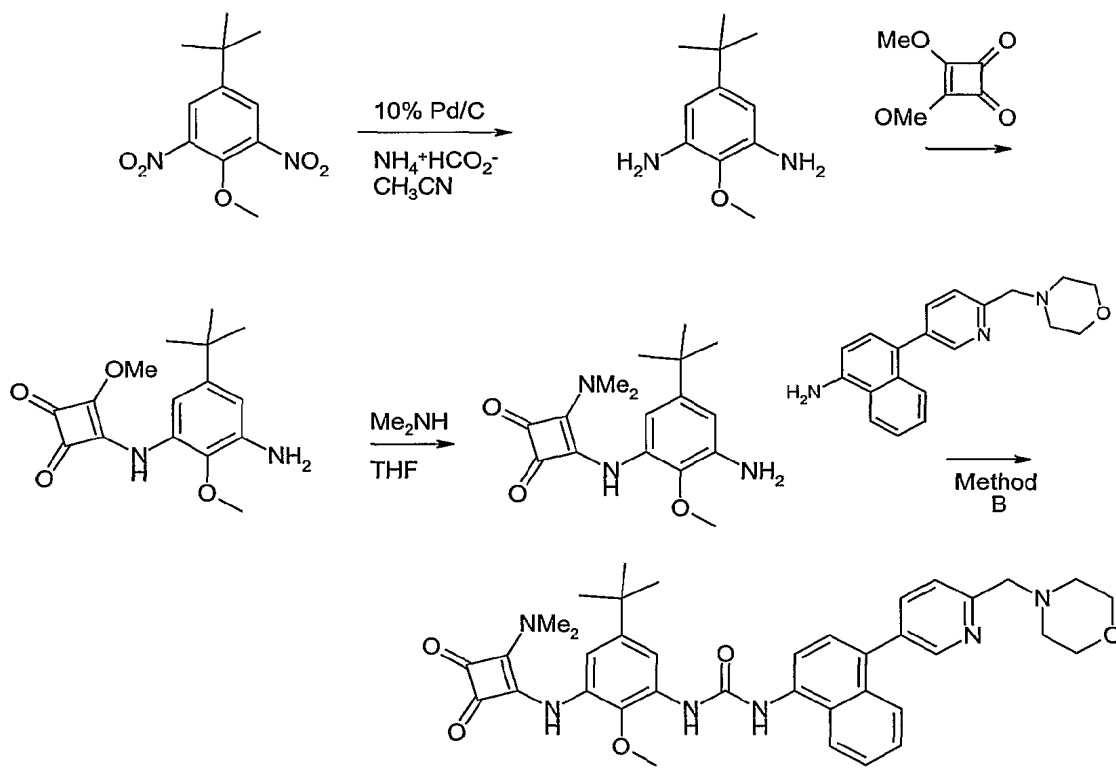
This material (0.50 mmol) was dissolved in 2 mL anhydrous dioxane and HCl was added (2.5 mmol). The solution was stirred at room temperature for 16 h. To the resultant suspension was added diethyl ether (5 mL) and the mixture was chilled to 0 °C. Neutralization with aq. NaOH and filtration afforded the title compound as a light brown
25 solid (100 mg).

25

EXAMPLE 13

30

1-[5-tert-Butyl-3-(2-dimethylamino-3,4-dioxo-cyclobut-1-enylamino)-2-methoxy-phenyl]-3-[4-(6-morpholin-4-ylmethyl-pyridin-3-yl)-naphthalen-1-yl]-urea:



13

- 5-*tert*-Butyl-2-methoxy-1,3-dinitro-benzene (see Example 1, 1.9 g, 0.0075 mol) was added to EtOH (40 mL) under nitrogen purge. To this mixture, ammonium formate (4.9 g, 0.075 mol) was added in a single portion, followed by 10% palladium on carbon (0.75 g, 10 mole %), also in a single portion. This resulted in an immediate exotherm (temperature climbs to 30°C), along with outgassing. Once the bubbling subsided, the mixture was slowly brought to reflux and maintained at this temperature for 3 h. An aliquot taken at this point showed over 93% conversion to a new, polar material. The mixture was filtered hot through a pad of diatomaceous earth, which was then washed twice with hot EtOH. The filtrate was concentrated under reduce pressure to obtain the diamino compound as a light grey solid (1.3 g, 90%).
- To a solution of the above diamine (0.313g, 1.61 mmol) in anhydrous MeOH (6 mL) at 0-5 °C was added 3,4-dimethoxycyclobutene-1,2-dione (0.29 g, 1.61 mmol). The mixture

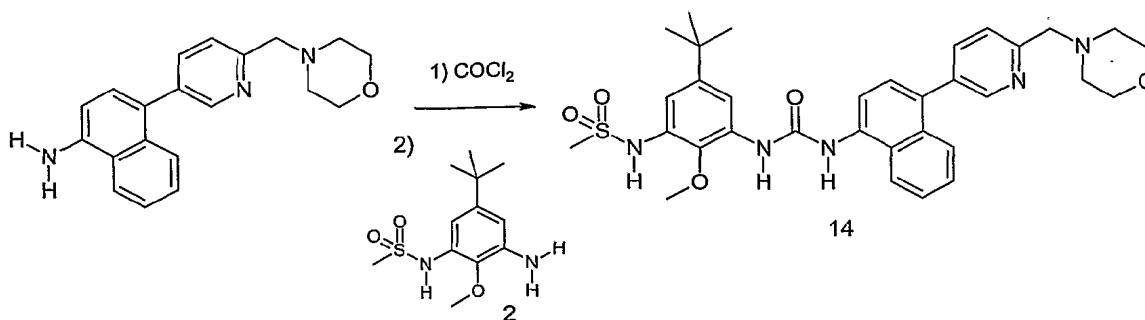
was stirred 8 h and warmed to room temperature. After 18 h the mixture was cooled in an ice bath. The solid was filtered, washed with cold MeOH and dried *in vacuo* which afforded the desired intermediate.

- 5 To a solution of the above intermediate (0.182 g, 0.599 mmol) in THF (3 mL) at 0-5 °C was added dimethylamine (0.33 mL of a 2.0 M solution in THF). The mixture was stirred 5 h, warmed to room temperature, kept overnight and diluted with hexanes. The solid was filtered and dried *in vacuo* to provide the dimethylamino intermediate.
- 10 To a mixture of the above intermediate (0.091 g, 0.287 mmol) in 3 mL methylene chloride and 3 mL of saturated aqueous NaHCO₃ at 0-5 °C was added phosgene (0.36 mL of a 2.0 M solution in toluene). The mixture was rapidly stirred for 20 minutes and the organic layer dried (MgSO₄). Removal of most of the volatiles *in vacuo* provided a residue that was added to 1-amino-4-(6-morpholin-4-yl-methyl-pyridin-3-yl)naphthalene
- 15 (Example 12) (0.091 g, 0.287 mmol) in 3 mL anhydrous THF. The mixture was stirred overnight, diluted with ether and filtered. The filtrate was purified by reverse phase HPLC using acetonitrile and water as the eluents. Concentration *in vacuo* of the product-rich fractions provided the title compound as a solid, mp176-179 °C.

20

EXAMPLE 14

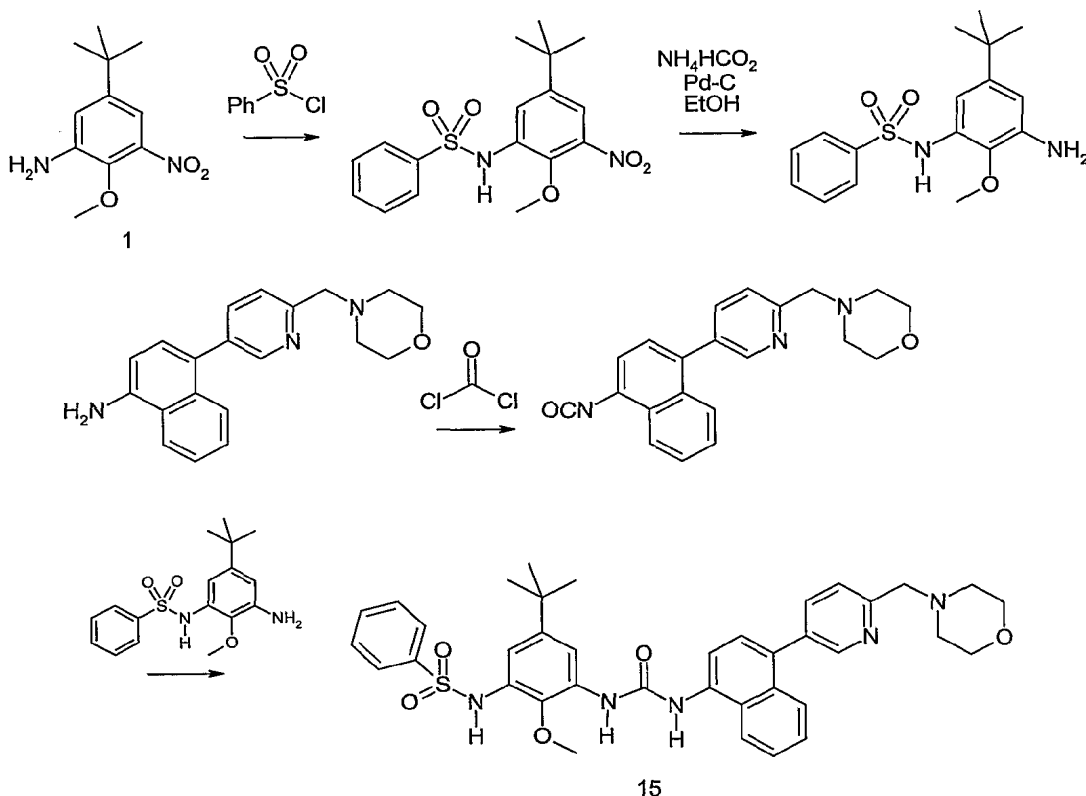
1-[4-(6-Morpholin-4-ylmethyl-pyridin-3-yl)-naphthalen-1-yl]-3-(5-*tert*-butyl-3-methanesulfonamido-2-methoxyphenyl)-urea:



4-[5-(4-Aminonaphthyl)pyridin-2-ylmethyl]morpholine (see Example 12) (293 mg, 0.915 mmol) was dissolved in 25 mL dichloromethane. To this solution was added 25 mL of a saturated aqueous solution of sodium bicarbonate and the mixture was cooled to 0 °C while stirring vigorously. After 30 min, stirring was ceased and phosgene (~ 2 M in toluene, 1.83 mL, 4 equiv.) was added to the organic layer in one portion via syringe. 5 Stirring was resumed and continued for 20 min. The reaction mixture was then transferred to a separatory funnel. The organic layer was collected and dried over Na₂SO₄, filtered, and all but ~ 4 mL of solvents were removed in vacuo. To this concentrated solution of isocyanate was added the aniline intermediate 2 (see Example 2) 10 (220 mg, 0.81 mmol) as a solution in 5 mL anh. THF and the mixture was stirred at ambient temperature under inert atmosphere overnight. The solvents were then removed in vacuo, and the crude urea was purified by column chromatography on SiO₂ using 0-5 % MeOH in dichloromethane. The title compound was isolated as a foam (400 mg, 0.65 mmol, 80 % yield), which was crystallized from EtOAc/hexanes to afford 310 mg of a 15 white powder (mp 177-179 °C).

EXAMPLE 15

20 **1-[4-(6-Morpholin-4-ylmethyl-pyridin-3-yl)-naphthalen-1-yl]-3-(3-benzenesulfonamido-5-*tert*-butyl-2-methoxyphenyl) urea:**



Nitroaniline 1 (Example 1) (350 mg, 1.54 mmol, 1 equiv.) was dissolved in 1.6 mL anhydrous pyridine and cooled to 0 °C. Benzene sulfonyl chloride (212 uL, 1.66 mmol, 1.08 equiv.) was added dropwise via syringe. The mixture was stirred at 0-5 °C for 6 h, then was poured over 10 g of ice and 3 mL of conc. HCl. The product was extracted with dichloromethane (3 x 50 mL) and the combined organics were dried (MgSO₄) and filtered. Volatiles were removed in vacuo. The crude nitro sulfonamide (540 mg, 89 % yield) was used in the subsequent step without purification.

10

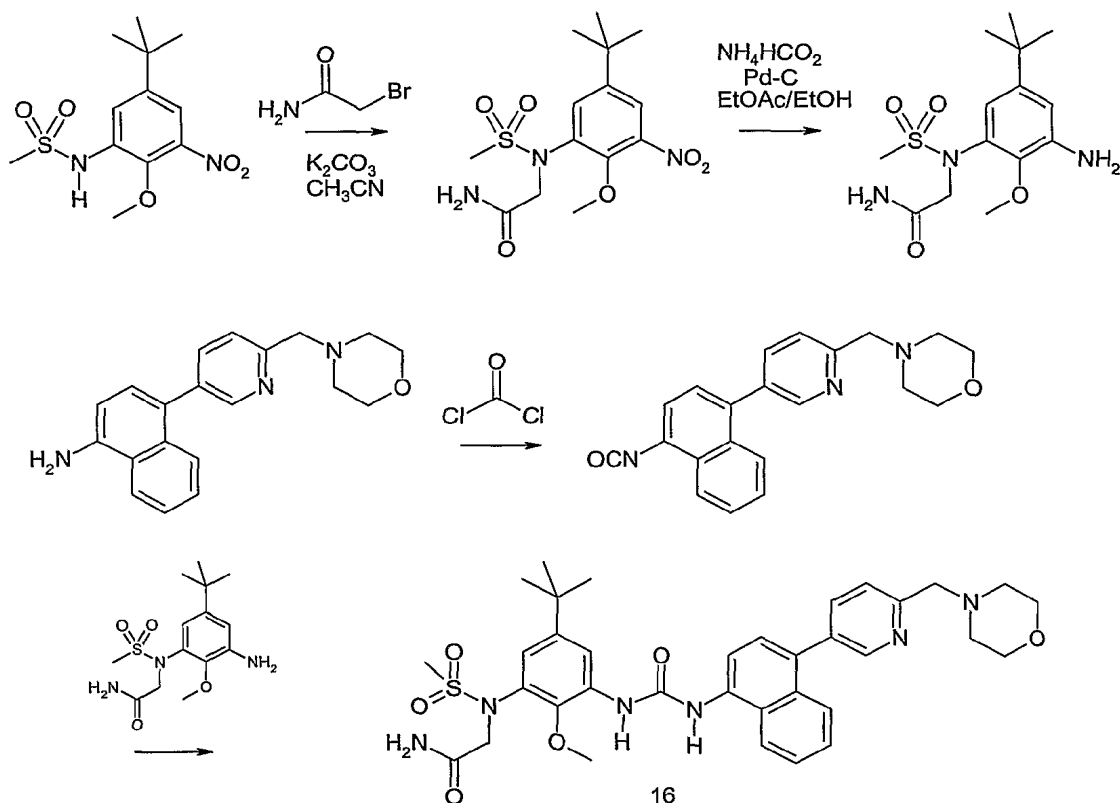
The nitro sulfonamide (500 mg, 1.37 mmol, 1 equiv.) was dissolved in 4 mL absolute EtOH and added to a slurry of palladium-on-carbon (10 %, 600 mg) in EtOH. Ammonium formate (520 mg, 8.22 mmol, 6 equiv.) was added. The mixture was heated to 50 °C for 2 h. The mixture was cooled, filtered through diatomaceous earth. The volatiles were removed in vacuo. The resulting intermediate aniline was obtained as a brown solid (380 mg, 1.14 mmol, 83 % yield) and was used as is in the subsequent step.

15

4-[5-(4-Aminonaphthyl)pyridin-2-ylmethyl]morpholine (see Example 12) (319 mg, 1.0 mmol) was dissolved in 30 mL dichloromethane. To this solution was added 30 mL of a saturated aqueous solution of sodium bicarbonate and the mixture was cooled to 0 °C while stirring vigorously. After 20 min, stirring was ceased and phosgene (~ 2 M in toluene, 1.5 mL, 3.0 mmol, 3 equiv.) was added to the organic layer in one portion via syringe. Stirring was resumed and continued for 30 min. The reaction mixture was then transferred to a separatory funnel. The organic layer was collected and dried over Na₂SO₄, filtered, and all but 6 mL of solvent were removed in vacuo. To one third of this concentrated solution of isocyanate was added the intermediate aniline above (117 mg, 0.35 mmol) as a solution in 5 mL anhydrous THF and the mixture was stirred at ambient temperature under inert atmosphere overnight. The solvents were then removed in vacuo. The crude urea was purified by column chromatography on SiO₂ using 0-4 % MeOH in dichloromethane. The resulting film was recrystallized from EtOAc / hexanes to give 60 mg of title compound as an off-white solid (mp 206-207 °C).

EXAMPLE 16

1-[4-(6-Morpholin-4-ylmethyl-pyridin-3-yl)-naphthalen-1-yl]-3-[5-*tert*-butyl-3-(N-methanesulfonyl-N-aminocarboxymethylamino)-2-methoxyphenyl]-urea:



5-*tert*-Butyl-1-methanesulfonamido-2-methoxy-3-nitrobenzene (see Example 2) (108 mg, 0.36 mmol, 1 equiv.) was dissolved in 2 mL anhydrous CH_3CN and K_2CO_3 (198 mg, 1.43 mmol, 4 equiv.) was added. α -Bromoacetamide (49 mg, 0.36 mmol, 1 equiv.) was then added and the reaction mixture was stirred at room temperature overnight. The mixture was then filtered. The filtrate was washed with aqueous 1M NH_4Cl and 20 mL dichloromethane. The product was extracted with 2 x 15 mL dichloromethane and the combined organics were dried (Na_2SO_4) and filtered. Volatiles were removed in vacuo. The crude oil was purified by column chromatography on SiO_2 , using 10-50% EtOAc in hexanes to afford 71 mg of N-alkylated intermediate (0.20 mmol, 55 % yield).

The above intermediate (71 mg, 0.20 mmol, 1 equiv.) was dissolved in 4 mL EtOH / EtOAc (1:1) and added to a slurry of palladium-on-carbon (10%, 70 mg) in EtOAc. Ammonium formate (75 mg, 1.20 mmol, 6 equiv.) was added. The mixture was heated to 60 °C for 1.5 h, then to 100 °C for 1.5 h. Finally the mixture was cooled, filtered through

diatomaceous earth, washed with 10 mL MeOH. The volatiles were removed in vacuo. The corresponding aniline was obtained (60 mg, 0.18 mmol, 91 % yield) and was used as is in the subsequent step.

5 4-[5-(4-Aminonaphthyl)pyridin-2-ylmethyl]morpholine (see Example 12) (58 mg, 0.18 mmol) was dissolved in 10 mL dichloromethane. To this solution was added 10 mL of a saturated aqueous solution of sodium bicarbonate and the mixture was cooled to 0 °C while stirring vigorously. After 30 min, stirring was ceased and phosgene (2 M in toluene, 0.36 mL, 4 equiv.) was added to the organic layer in one portion via syringe.
10 Stirring was resumed and continued for 15 min. The reaction mixture was then transferred to a separatory funnel. The organic layer was collected and dried over Na₂SO₄, filtered, and all but ~ 1 mL of solvent were removed in vacuo. To this concentrated solution of isocyanate was added the aniline intermediate from above (60 mg, 0.18 mmol) as a solution in 1.5 mL anh. THF and the mixture was stirred at ambient
15 temperature under inert atmosphere overnight. The solvents were then removed in vacuo. The title compound was obtained following column chromatography on SiO₂ using 0-5 % MeOH in dichloromethane.

20

ASSESSMENT OF BIOLOGICAL PROPERTIES

Inhibition of TNF Production in THP Cells

The inhibition of cytokine production can be observed by measuring inhibition of TNF α
25 in lipopolysaccharide stimulated THP cells (for example, see W. Prichett *et al.*, 1995, *J. Inflammation*, 45, 97). All cells and reagents were diluted in RPMI 1640 with phenol red and L-glutamine, supplemented with additional L-glutamine (total: 4 mM), penicillin and streptomycin (50 units/ml each) and fetal bovine serum (FBS, 3%) (GIBCO, all conc. final). Assay was performed under sterile conditions; only test compound preparation was
30 nonsterile. Initial stock solutions were made in DMSO followed by dilution into RPMI 1640 2-fold higher than the desired final assay concentration. Confluent THP.1 cells (2x10⁶ cells/ml, final conc.; American Type Culture Company, Rockville, MD) were

added to 96 well polypropylene round bottomed culture plates (Costar 3790; sterile) containing 125 μ l test compound (2 fold concentrated) or DMSO vehicle (controls, blanks). DMSO concentration did not exceed 0.2% final. Cell mixture was allowed to preincubate for 30 min, 37°C, 5% CO₂ prior to stimulation with lipopolysaccharide (LPS; 5 1 μ g/ml final; Siga L-2630, from E.coli serotype 0111.B4; stored as 1 mg/ml stock in endotoxin screened distilled H₂O at -80°C). Blanks (unstimulated) received H₂O vehicle; final incubation volume was 250 μ l. Overnight incubation (18 - 24 hr) proceeded as described above. Assay was terminated by centrifuging plates 5 min, room temperature, 1600 rpm (400 x g); supernatants were transferred to clean 96 well plates and stored - 10 80°C until analyzed for human TNF α by a commercially available ELISA kit (Biosource #KHC3015, Camarillo, CA). Data was analyzed by non-linear regression (Hill equation) to generate a dose response curve using SAS Software System (SAS institute, Inc., Cary, NC). The calculated IC₅₀ value is the concentration of the test compound that caused a 50% decrease in the maximal TNF α production.

15

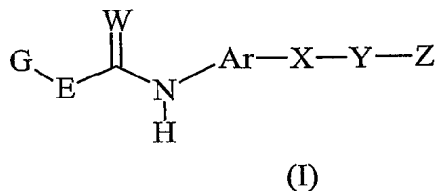
Preferred compounds including those from the synthetic examples above were evaluated and had IC₅₀ < 10 μ M in this assay. Preferred prophetic compounds will also have IC₅₀ < 10 μ M in this assay

20 **Inhibition of other cytokines**

By similar methods using peripheral blood monocyctic cells, appropriate stimuli, and commercially available ELISA kits (or other method of detection such as radioimmunoassay), for a particular cytokine, inhibition of IL-1, G M -CSF, IL-6 and 25 IL-8 can be demonstrated (for example, see J.C. Lee *et al.*, 1988, *Int. J. Immunopharmacol.*, 10, 835).

What is Claimed is:

1. A compound of the formula (I):



wherein:

E is chosen from -O-, -NH- and -S-;

G is :

phenyl, naphthyl, benzocyclobutanyl, dihydronaphthyl, tetrahydronaphthyl,
benzocycloheptanyl, benzocycloheptenyl, indanyl, indenyl;

pyridinyl, pyridonyl, quinolinyl, dihydroquinolinyl, tetrahydroquinonyl, isoquinolinyl,
tetrahydroisoquinonyl, pyridazinyl, pyrimidinyl, pyrazinyl, benzimidazolyl, benzthiazolyl,
benzooxazolyl, benzofuranyl, benzothiophenyl, benzpyrazolyl, dihydrobenzofuranyl,
dibenzofuranyl, dihydrobenzothiophenyl, benzooxazolonyl, benzo[1,4]oxazin-3-onyl,
benzodioxolyl, benzo[1,3]dioxol-2-onyl, benzofuran-3-onyl, tetrahydrobenzopyranyl,
indolyl, 2,3-dihydro-1H-indolyl, indolinyl, indolonyl, indolinonyl, phthalimidyl,
chromonyl;

oxetanyl, pyrrolidinyl, tetrahydrofuranyl, tetrahydrothiophenyl, piperidinyl, piperazinyl,
morpholino, tetrahydropyranyl, dioxanyl, tetramethylene sulfonyl, tetramethylene
sulfoxidyl, oxazolonyl, 3,4-dihydro-2H-benzo[1,4]oxazinyl, thiazolonyl, imidazolonyl,
tetrahydropyridinyl, homopiperidinyl, pyrrolinyl, tetrahydropyrimidinyl,
decahydroquinolinyl, decahydroisoquinolinyl, thiomorpholino, thiazolidinyl,
dihydrooxazinyl, dihydropyranyl, oxocanyl, heptacanyl, thioxanyl or dithianyl;

wherein **G** is substituted by one **R₃** and further substituted by one or more **R₁** or **R₂**;

Ar is:

phenyl, naphthyl, quinolinyl, isoquinolinyl, tetrahydronaphthyl, tetrahydroquinolinyl, tetrahydroisoquinolinyl, benzimidazolyl, benzofuranyl, dihydrobenzofuranyl, indolinyl, 5 benzothienyl, dihydrobenzothienyl, indanyl, indenyl or indolyl each being optionally substituted by one or more **R₄** or **R₅**;

X is:

a C₅₋₈ cycloalkyl or cycloalkenyl optionally substituted with one to two oxo groups or one 10 to three C₁₋₄ alkyl, C₁₋₄ alkoxy or C₁₋₄ alkylamino chains each being branched or unbranched;

aryl, furanyl, thienyl, pyrrolyl, pyrazolyl, imidazolyl, pyridinyl, pyrimidinyl, pyridinonyl, dihydropyridinonyl, maleimidyl, dihydromaleimidyl, piperdinyl, benzimidazole, 3H- 15 imidazo[4,5-b]pyridine, piperazinyl, pyridazinyl or pyrazinyl; each being optionally independently substituted with one to three C₁₋₄ alkyl, C₁₋₄ alkoxy, hydroxy, nitrile, amino, mono- or di-(C₁₋₃ alkyl)amino, mono- or di-(C₁₋₃ alkylamino)carbonyl, NH₂C(O), C₁₋₆ alkyl-S(O)_m or halogen;

Y is:

a bond or a C₁₋₁₀ saturated or unsaturated branched or unbranched carbon chain, wherein one or more C atoms are optionally replaced by O, N, or S(O)_m; and wherein Y is optionally partially or fully halogenated and optionally independently substituted with one to two oxo groups, nitrile, amino, imino, phenyl or one or more C₁₋₄ alkyl optionally 25 substituted by one or more halogen atoms;

Z is:

aryl, heteroaryl selected from pyridinyl, piperazinyl, pyrimidinyl, pyridazinyl, pyrazinyl, imidazolyl, pyrazolyl, triazolyl, tetrazolyl, furanyl, thienyl and pyranyl, heterocycle 30 selected from tetrahydropyrimidonyl, cyclohexanonyl, cyclohexanoly, 2-oxa- or 2-thia-5-aza-bicyclo[2.2.1]heptanyl, pentamethylene sulfidyl, pentamethylene sulfoxidyl,

pentamethylene sulfonyl, tetramethylene sulfidyl, tetramethylene sulfoxidyl or tetramethylene sulfonyl, tetrahydropyranyl, tetrahydrofuranyl, 1,3-dioxolanonyl, 1,3-dioxanonyl, 1,4-dioxanyl, morpholino, thiomorpholino, thiomorpholino sulfoxidyl, thiomorpholino sulfonyl, piperidinyl, piperidinonyl, pyrrolidinyl and dioxolanyl,

5 each of the aforementioned **Z** are optionally substituted with one to three halogen, C₁₋₆ alkyl, C₁₋₆ alkoxy, C₁₋₃ alkoxy-C₁₋₃ alkyl, C₁₋₆ alkoxy carbonyl, aroyl, C₁₋₃ acyl, oxo, hydroxy, pyridinyl-C₁₋₃ alkyl, imidazolyl-C₁₋₃ alkyl, tetrahydrofuranyl-C₁₋₃ alkyl, nitrile-C₁₋₃ alkyl, nitrile, carboxy, phenyl wherein the phenyl ring is optionally substituted with one to two halogen, C₁₋₆ alkoxy, hydroxy or mono- or di-(C₁₋₃ alkyl)amino, C₁₋₆ alkyl-
 10 S(O)_m, or phenyl-S(O)_m wherein the phenyl ring is optionally substituted with one to two halogen, C₁₋₆ alkoxy, hydroxy, halogen or mono- or di-(C₁₋₃ alkyl)amino;
 or **Z** is optionally substituted with one to three amino or amino-C₁₋₃ alkyl wherein the N atom is optionally independently mono- or di-substituted by amino-C₁₋₆ alkyl, C₁₋₃ alkyl, arylC₀₋₃ alkyl, C₁₋₅ alkoxyC₁₋₃ alkyl, C₁₋₅ alkoxy, aroyl, C₁₋₃ acyl, C₁₋₃ alkyl-S(O)_m- or
 15 arylC₀₋₃ alkyl-S(O)_m- each of the aforementioned alkyl and aryl attached to the amino group is optionally substituted with one to two halogen, C₁₋₆ alkyl or C₁₋₆ alkoxy;
 or **Z** is optionally substituted with one to three aryl, heterocycle or heteroaryl as hereinabove described in this paragraph each in turn is optionally substituted by halogen, C₁₋₆ alkyl or C₁₋₆ alkoxy;

20

or **Z** is hydroxy, halogen, nitrile, amino wherein the N atom is optionally independently mono- or di-substituted by C₁₋₃ acyl, C₁₋₆ alkyl or C₁₋₃ alkoxyC₁₋₃ alkyl, C₁₋₆ alkyl branched or unbranched, C₁₋₆ alkoxy, C₁₋₃ acylamino, nitrileC₁₋₄ alkyl, C₁₋₆ alkyl-S(O)_m, and phenyl-S(O)_m, wherein the phenyl ring is optionally substituted with one to two
 25 halogen, C₁₋₆ alkoxy, hydroxy or mono- or di-(C₁₋₃ alkyl)amino;

each **R₁** is independently:

C₁₋₁₀ alkyl branched or unbranched optionally partially or fully halogenated, wherein one or more C atoms are optionally independently replaced by O, N or S(O)_m, and wherein
 30 said C₁₋₁₀ alkyl is optionally substituted with one to three C₃₋₁₀ cycloalkyl, hydroxy, oxo, phenyl, naphthyl, pyridinyl, pyrimidinyl, pyrazinyl, pyridazinyl, pyrrolyl, pyrrolidinyl,

imidazolyl, pyrazolyl, thienyl, furyl, dioxolanyl, isoxazolyl or isothiazolyl; each of the
aforementioned being optionally substituted with one to five groups selected from
halogen, C₁₋₆ alkyl which is optionally partially or fully halogenated, C₃₋₈ cycloalkanyl,
C₅₋₈ cycloalkenyl, hydroxy, nitrile, C₁₋₃ alkoxy which is optionally partially or fully
5 halogenated or NH₂C(O), mono- or di(C₁₋₃alkyl)amino, and mono- or
di(C₁₋₃alkyl)aminocarbonyl;

or **R₁** is

cyclopropyloxy, cyclobutyloxy, cyclopentyloxy, cyclohexyloxy, or cycloheptyloxy each
10 being optionally partially or fully halogenated and optionally substituted with one to three
C₁₋₃ alkyl groups optionally partially or fully halogenated, nitrile, hydroxyC₁₋₃ alkyl or
aryl;

phenyloxy or benzyloxy each being optionally partially or fully halogenated and
15 optionally substituted with one to three C₁₋₃ alkyl groups optionally partially or fully
halogenated, nitrile, hydroxyC₁₋₃alkyl or aryl;

cyclopropyl, cyclobutyl, cyclopentyl, cyclohexyl, cycloheptyl, bicyclopentanyl,
bicyclohexanyl or bicycloheptanyl, each being optionally partially or fully halogenated
20 and optionally substituted with one to three C₁₋₃ alkyl optionally partially or fully
halogenated, nitrile, hydroxyC₁₋₃alkyl or aryl;

C₃₋₁₀ branched or unbranched alkenyl each being optionally partially or fully halogenated,
and optionally substituted with one to three C₁₋₅ branched or unbranched alkyl, phenyl,
25 naphthyl, pyridinyl, pyrimidinyl, pyrazinyl, pyridazinyl, pyrrolyl, imidazolyl, pyrazolyl,
thienyl, furyl, isoxazolyl or isothiazolyl, each of the aforementioned being substituted
with one to five halogen, C₁₋₆ alkyl which is optionally partially or fully halogenated,
cyclopropanyl, cyclobutanyl, cyclopentanyl, cyclohexanyl, cycloheptanyl,
bicyclopentanyl, bicyclohexanyl and bicycloheptanyl, hydroxy, nitrile, C₁₋₃ alkyloxy
30 which is optionally partially or fully halogenated, NH₂C(O), mono- or di(C₁₋

3alkyl)aminocarbonyl; the C₃₋₁₀ branched or unbranched alkenyl being optionally interrupted by one or more heteroatoms chosen from O, N and S(O)_m;

cyclopentenyl, cyclohexenyl, cyclohexadienyl, cycloheptenyl, cycloheptadienyl,
 5 bicyclohexenyl or bicycloheptenyl, wherein such cycloalkenyl group is optionally substituted with one to three C₁₋₃ alkyl groups;

oxo, nitrile, halogen;

10 silyl containing three C₁₋₄ alkyl groups optionally partially or fully halogenated; or

C₃₋₆ alkynyl branched or unbranched carbon chain optionally partially or fully halogenated, wherein one or more methylene groups are optionally replaced by O, NH or S(O)_m and wherein said alkynyl group is optionally independently substituted with one to
 15 two oxo groups, hydroxy, pyrrolidinyl, pyrrolyl, tetrahydropyranlyl, one or more C₁₋₄ alkyl optionally substituted by one or more halogen atoms, nitrile, morpholino, piperidinyl, piperazinyl, imidazolyl, phenyl, pyridinyl, tetrazolyl, or mono- or di(C₁₋₃alkyl)amino optionally substituted by one or more halogen atoms;

20 each **R₂**, **R₄** and **R₅** is

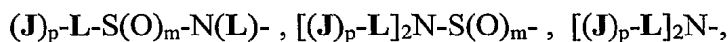
a C₁₋₆ branched or unbranched alkyl optionally partially or fully halogenated, C₁₋₆ acyl, aroyl, C₁₋₄ branched or unbranched alkoxy, each being optionally partially or fully halogenated, halogen, methoxycarbonyl, C₁₋₃ alkyl-S(O)_m optionally partially or fully
 25 halogenated, or phenyl-S(O)_m;

C₁₋₆ alkoxy, hydroxy, carboxy, oxo, nitrile, nitro, halogen;

or amino-S(O)_m- wherein the N atom is optionally independently mono- or di-substituted
 30 by C₁₋₆alkyl or arylC₀₋₃alkyl, or amino wherein the N atom is optionally independently mono- or di-substituted by C₁₋₃ alkyl, arylC₀₋₃ alkyl, C₁₋₆ acyl, C₁₋₆alkyl-S(O)_m- or arylC₀₋₃

alkyl-S(O)_m-, each of the aforementioned alkyl and aryl in this subparagraph are optionally partially or fully halogenated and optionally substituted with one to two C₁₋₆ alkyl or C₁₋₆ alkoxy;

5 each **R**₃ is independently:



wherein for **R**₃:

J is:

- cyclopropyl, cyclobutyl, cyclopentyl, cyclohexyl, cycloheptyl, bicyclopentanyl,
 10 bicyclohexanyl or bicycloheptanyl;
- cyclobutenyl, cyclopentenyl, cyclohexenyl, cyclohexadienyl, cycloheptenyl,
 cycloheptadienyl, bicyclohexenyl or bicycloheptenyl;
- 15 phenyl, naphthyl, morpholino, thiomorpholino, pyridinyl, piperadinyl, piperazinyl,
 pyrimidinyl, pyrazinyl, pyridazinyl, pyrrolyl, pyrrolidinyl, imidazolyl, pyrazolyl,
 thiazolyl, oxazolyl, oxazolyl, [1,3,4]oxadiazol, triazolyl, tetrazolyl, thienyl, furyl,
 dioxolanyl, tetrahydrofuryl, isoxazolyl, isothiazolyl, quinolinyl, isoquinolinyl, indolyl,
 benzimidazolyl, benzofuranyl, benzoxazolyl, benzisoxazolyl, benzpyrazolyl,
 20 benzothiofuranyl, cinnolinyl, pterindinyl, phthalazinyl, naphthypyridinyl, quinoxalinyl,
 quinazolinyl, purinyl or indazolyl,
 a fused aryl selected from benzocyclobutanyl, indanyl, indenyl, dihydronaphthyl,
 tetrahydronaphthyl, benzocycloheptanyl and benzocycloheptenyl,
- 25 or **J** is a fused heteroaryl selected from cyclopentenopyridinyl, cyclohexanopyridinyl,
 cyclopentanopyrimidinyl, cyclohexanopyrimidinyl, cyclopentanopyrazinyl,
 cyclohexanopyrazinyl, cyclopentanopyridazinyl, cyclohexanopyridazinyl,
 cyclopentanoquinolinyl, cyclohexanoquinolinyl, cyclopentanoisoquinolinyl,
 cyclohexanoisoquinolinyl, cyclopentanoindolyl, cyclohexanoindolyl,
 30 cyclopentanobenzimidazolyl, cyclohexanobenzimidazolyl, cyclopentanobenzoxazolyl,

cyclohexanobenzoxazolyl, cyclopentanoimidazolyl, cyclohexanoimidazolyl,
cyclopentanothienyl and cyclohexanothienyl;

wherein each of the above **J** is optionally substituted by one to three **R₆**;

5

each **R₆** is independently

C₁₋₆ alkyl, **C₁₋₆** alkoxy, aryl**C₀₋₆** alkyl, heterocycle**C₀₋₆** alkyl, heteroaryl**C₀₋₆** alkyl each optionally substituted by halogen, hydroxy, carboxy, oxo, nitro, nitrile or amino optionally mono- or di-substituted by **C₁₋₃** alkyl, or **R₆** is amino optionally mono- or di-
10 substituted by **C₁₋₆** alkyl, **C₁₋₆** acyl, **C₀₋₆** alkylaryl, **C₀₋₆** alkylheterocycle or **C₀₋₆** alkylheteroaryl, halogen, hydroxy, carboxy, oxo, nitro or nitrile; wherein each of the above heterocycle and heteroaryl in this paragraph are independently chosen from those hereinabove described for **J**;


15

L is

a bond, hydrogen, oxy, a **C₁₋₆** saturated or unsaturated branched or unbranched carbon chain, wherein one or more C atoms are optionally replaced by O, N, or S(O)_m ;

and wherein each **L** is optionally partially or fully halogenated and optionally independently substituted with one to two oxo groups, nitrile, amino, imino, guanidino,
20 phenyl or one or more **C₁₋₄** alkyl optionally substituted by one or more halogen atoms;

with the proviso that when **R₃** is [(**J**)_p-**L**]₂N⁻, the combination of **L** and **N** cannot form:



25

m and **p** are each independently 0, 1 or 2;

W is O or S and

pharmaceutically acceptable derivatives thereof.

2. The compound according to claim 1 wherein:

E is -NH-;

5 W is O.

3. The compound according to claim 2 wherein:

10 G is

phenyl, pyridinyl, pyridonyl, naphthyl, quinolinyl, isoquinolinyl, pyrazinyl,
benzimidazolyl, benzooxazolyl, benzooxazolonyl, benzofuranyl, benzothiophenyl,
benzpyrazolyl, dihydrobenzofuranyl, dihydrobenzothiophenyl, 3,4-dihydro-2H-
benzo[1,4]oxazinyl, indanyl, indenyl, indolyl, indolinyl, indolonyl, 2,3-dihydro-1H-
15 indolyl or indolinonyl, wherein G is substituted by one R₃ and further substituted by one
or more R₁ or R₂;

Ar is:

naphthyl, quinolinyl, isoquinolinyl, tetrahydronaphthyl, tetrahydroquinolinyl,
20 tetrahydroisoquinolinyl, indanyl, indenyl or indolyl each being optionally substituted by
one or more R₄ or R₅ groups;

X is:

phenyl, furanyl, thienyl, pyrrolyl, pyrazolyl, imidazolyl, pyridinyl, pyrimidinyl,
25 pyridinonyl, dihydropyridinonyl, maleimidyl, dihydromaleimidyl, piperdinyl,
piperazinyl, pyridazinyl or pyrazinyl; each being optionally independently substituted
with one to three C₁₋₄ alkyl, C₁₋₄alkoxy, hydroxy, nitrile, amino, mono- or di-(C₁₋₃
alkyl)amino, mono- or di-(C₁₋₃ alkylamino)carbonyl, NH₂C(O), C₁₋₆ alkyl-S(O)_m or
halogen;
30 and

Z is:

phenyl, heteroaryl selected from pyridinyl, piperazinyl, pyrimidinyl, pyridazinyl, pyrazinyl, imidazolyl, furanyl, thienyl and pyranyl, heterocycle selected from 2-oxa-5-aza-bicyclo[2.2.1]heptanyl, tetrahydropyrimidonyl, pentamethylene sulfidyl, pentamethylene sulfoxidyl, pentamethylene sulfonyl, tetramethylene sulfidyl, tetramethylene sulfoxidyl tetramethylene sulfonyl, tetrahydropyranyl, tetrahydrofuranyl, 1,3-dioxolanonyl, 1,3-dioxanonyl, 1,4-dioxanyl, morpholino, thiomorpholino, thiomorpholino sulfoxidyl, piperidinyl, piperidinonyl, dihydrothiazolyl, dihydrothiazolyl sulfoxidyl, pyrrolidinyl and dioxolanyl which are optionally substituted with one to three nitrile, C₁₋₃ alkyl, C₁₋₃ alkoxy, amino, mono- or di-(C₁₋₃ alkyl)amino, CONH₂ or OH; or **Z** is optionally substituted by phenyl, heterocycle or heteroaryl as hereinabove described in this paragraph each in turn is optionally substituted by halogen, C₁₋₃ alkyl or C₁₋₃ alkoxy; or **Z** is hydroxy, halogen, nitrile, amino wherein the N atom is optionally independently mono- or di-substituted by C₁₋₃ acyl, C₁₋₆ alkyl or C₁₋₃ alkoxyC₁₋₃ alkyl, C₁₋₆ alkyl branched or unbranched, C₁₋₆ alkoxy, C₁₋₃ acylamino, nitrileC₁₋₄ alkyl, C₁₋₆ alkyl-S(O)_m, and phenyl-S(O)_m, wherein the phenyl ring is optionally substituted with one to two halogen, C₁₋₆ alkoxy, hydroxy or mono- or di-(C₁₋₃ alkyl)amino.

4. The compound according to claim 3 wherein:

G is

phenyl, pyridinyl, pyridonyl, naphthyl, quinolinyl, isoquinolinyl, pyrazinyl, 3,4-dihydro-2H-benzo[1,4]oxazinyl, benzothiophenyl, dihydrobenzofuranyl, dihydrobenzothiophenyl, benzooxazolyl, indanyl, indolyl, indolinyl, indolonyl or indolinonyl, wherein **G** is substituted by one **R**₃ and further substituted by one or more **R**₁ or **R**₂;

Ar is naphthyl;

X is

phenyl, imidazolyl, pyridinyl, pyrimidinyl, piperdinyl, piperazinyl, pyridazinyl or pyrazinyl each being optionally independently substituted with one to three C₁₋₄ alkyl, C₁₋

alkoxy, hydroxy, nitrile, amino, mono- or di-(C₁₋₃ alkyl)amino, mono- or di-(C₁₋₃ alkylamino)carbonyl, NH₂C(O), C₁₋₆ alkyl-S(O)_m or halogen;

Y is:

5 a bond or

a C₁₋₄ saturated carbon chain wherein one or more of the C atoms is optionally replaced by O, N or S and wherein Y is optionally independently substituted with nitrile or oxo;

Z is:

10 phenyl, pyridinyl, pyrimidinyl, pyridazinyl, pyrazinyl, imidazolyl, dihydrothiazolyl, dihydrothiazolyl sulfoxide, pyranyl, pyrrolidinyl, phenylpiperazinyl, tetrahydropyranyl, tetrahydrofuranlyl, dioxolanyl, 2-oxa-5-aza-bicyclo[2.2.1]heptanyl, morpholino, thiomorpholino, thiomorpholino sulfoxidyl, piperidinyl, piperidinonyl, piperazinyl or tetrahydropyrimidonyl each of which are optionally substituted with one to two C₁₋₂ alkyl
15 or C₁₋₂ alkoxy; or

Z is hydroxy, C₁₋₃ alkyl, C₁₋₃ alkoxy, C₁₋₃ acylamino, C₁₋₃ alkylsulfonyl, nitrile C₁₋₃ alkyl or amino mono or di-substituted by C₁₋₃acyl, C₁₋₆alkyl or C₁₋₃alkoxyC₁₋₃alkyl;

each **R**₁ is independently:

20 C₁₋₅ alkyl branched or unbranched optionally partially or fully halogenated, wherein one or more C atoms are optionally independently replaced by O, N or S(O)_m, and wherein said C₁₋₅ alkyl is optionally substituted with oxo, dioxolanyl, pyrrolidinyl, furyl or phenyl each optionally substituted with one to three halogen, C₁₋₃ alkyl which is optionally partially or fully halogenated, hydroxy, nitrile and C₁₋₃alkoxy which is
25 optionally partially or fully halogenated;

cyclopropyl, cyclobutyl, cyclopentanyl, cyclohexanyl, bicyclopentanyl or bicyclohexanyl, each being optionally partially or fully halogenated and optionally substituted with one to three C₁₋₃ alkyl groups optionally partially or fully halogenated,
30 nitrile, hydroxyC₁₋₃alkyl or phenyl; and an analog of cyclopropyl, cyclobutyl, cyclopentanyl, cyclohexanyl, bicyclopentanyl or bicyclohexanyl;

oxo;

C₂₋₄ alkynyl optionally partially or fully halogenated wherein one or more methylene groups are optionally replaced by O, and optionally independently substituted with one to two oxo groups, hydroxy, pyrrolidinyl, pyrrolyl, tetrahydropyranyl, C₁₋₄ alkyl optionally substituted by one or more halogen atoms, nitrile, morpholino, piperidinyl, piperazinyl, imidazolyl, phenyl, pyridinyl, tetrazolyl, or mono- or di(C₁₋₃alkyl)amino optionally substituted by one or more halogen atoms;

or

silyl containing three C₁₋₂ alkyl groups optionally partially or fully halogenated;

10

each R₂ is independently:

a C₁₋₄ alkyl optionally partially or fully halogenated, C₁₋₄ alkoxy optionally partially or fully halogenated, bromo, chloro, fluoro, methoxycarbonyl, methyl-S(O)_m, ethyl-S(O)_m, each optionally partially or fully halogenated or phenyl-S(O)_m;

15 or R₂ is mono- or di-C₁₋₃ acylamino, amino-S(O)_m or S(O)_mamino wherein the N atom is mono- or di-substituted by C₁₋₃ alkyl or phenyl, nitrile, nitro or amino;

5. The compound according to claim 4 wherein:

20

G is:

phenyl, pyridinyl, pyridonyl, 2-naphthyl, quinolinyl, isoquinolinyl, dihydrobenzofuranyl, indanyl, 5-indolyl, 3-oxo-3,4-dihydro-2H-benzo[1,4]oxazin-8-yl, benzoxalolyl, 2,3-dihydrobenzooxazol-7-yl, 2-oxo-2,3-dihydro-1H-indol-5-yl, indolinyl, indolonyl, or indolinonyl, wherein G is substituted by one R₃ and further substituted by one or more

25

R₁ or R₂;

Ar is 1-naphthyl;

X is:

30

phenyl, imidazolyl, pyridinyl, pyrimidinyl, piperdinyl, piperazinyl, pyridazinyl or pyrazinyl and wherein X is attached to the 4-position of Ar;

Y is:

a bond or

-CH₂-, -CH₂CH₂-, O-CH₂CH₂-, -C(O)-, -O-, -S-, -NH-CH₂CH₂CH₂-, -N(CH₃)-,

5 CH₂(CN)CH₂-NH-CH₂ or -NH-;

Z is:

morpholino, dioxolanyl, tetrahydrofuranyl, pyridinyl, pyrrolidinyl, 2-oxa-5-aza-

bicyclo[2.2.1]heptanyl, C₁₋₃ alkoxyphenylpiperazinyl, hydroxy, C₁₋₃ alkyl,

10 N,N-diC₁₋₃ alkoxyC₁₋₃ alkylamino, C₁₋₃ acylamino, C₁₋₆ dialkylamino, C₁₋₃ alkylsulfonyl or nitrileC₁₋₃ alkyl;

R₁ is:

C₁₋₅ alkyl optionally partially or fully halogenated wherein one or more C atoms are

15 optionally independently replaced by O or N, and wherein said C₁₋₅ alkyl is optionally substituted with oxo, dioxolanyl, pyrrolidinyl, furyl or phenyl optionally substituted by C₁₋₃alkoxy;

cyclopropyl, cyclopentanyl, cyclohexanyl and bicyclopentanyl optionally substituted with

20 one to three methyl groups optionally partially or fully halogenated, nitrile, hydroxymethyl or phenyl; or 2-tetrahydrofuranyl substituted by methyl; or trimethyl silyl;

propynyl substituted hydroxy or tetrahydropyran-2-yloxy;

25

R₂ is:

is C₁₋₄ alkoxy optionally partially or fully halogenated, mono- or di-C₁₋₃ acylamino,

amino-S(O)_m or S(O)_m amino wherein the N atom is mono- or di-substituted by C₁₋₃ alkyl or phenyl, bromo, chloro, fluoro, nitrile, nitro, amino, methylsulfonyl optionally partially

30 or fully halogenated or phenylsulfonyl;

and

J is:

cyclopropyl, cyclobutyl, cyclopentyl, cyclohexyl, cycloheptyl, bicyclopentanyl,
bicyclohexanyl or bicycloheptanyl,

5 phenyl, naphthyl, morpholino, thiomorpholino, piperidinyl, piperazinyl, pyridinyl,
pyrimidinyl, pyrazinyl, pyridazinyl, pyrrolyl, pyrrolidinyl, imidazolyl, pyrazolyl,
thiazolyl, isothiazolyl, thienyl, furyl, dioxolanyl, tetrahydrofuryl, isoxazolyl and oxazolyl,

cyclobutenyl, cyclopentenyl, cyclohexenyl, cyclohexadienyl, cycloheptenyl,

10 cycloheptadienyl, bicyclohexenyl or bicycloheptenyl; or an analog of each thereof
wherein one to three ring methylene groups are independently replaced by O, S(O)_m,
CHOH, >C=O, >C=S or NH;

each of the above **J** is optionally substituted by one to two **R**₆.

15 **L** is:

C₁₋₆ alkyl wherein one or more C atoms are optionally independently replaced by O or N,
optionally partially or fully halogenated and optionally substituted with oxo, amino,
imino and hydroxy;

20 **m** is 2; and

p is 0, 1 or 2.

6. The compound according to claim 5 wherein:

25

G is:

phenyl, pyridinyl, 5-indolyl, 3-oxo-3,4-dihydro-2H-benzo[1,4]oxazin-8-yl, benzoxalolyl,
2,3-dihydrobenzoxazol-7-yl, 2-oxo-2,3-dihydro-1H-indol-5-yl or 2-naphthyl wherein **G**
is substituted by one **R**₃ and further substituted by one or more **R**₁ or **R**₂;

30

X is:

imidazolyl, pyridinyl, pyrimidinyl or pyrazinyl;

Y is:

a bond, -OCH₂CH₂-, -CH₂CH₂-, -O-, CH₂(CN)CH₂-NH-CH₂-, -CH₂-, -NH-CH₂CH₂- or -NH-;

5

Z is:

morpholin-4-yl, dioxolan-2-yl, tetrahydrofuranyl, pyridinyl, pyrrolidinyl, 2-oxa-5-aza-bicyclo[2.2.1]hept-5-yl, methoxyphenylpiperazinyl, hydroxy, methyl, N,N-dimethoxyethylamino, acetylamino, C₁₋₃ dialkylamino, methylsulfonyl or cyanoethyl;

10

R₁ is:

tert-butyl, sec-butyl, tert-amyl, phenyl, tetrahydropyran-2-yloxypropynyl, hydroxypropynyl, trihalomethyl, 2,2-diethylpropionyl or cyclohexanyl;

15

R₂ is:

is C₁₋₃ alkoxy optionally partially or fully halogenated, mono- or di-C₁₋₃ acylamino, amino-S(O)_m or S(O)_m amino wherein the N atom is mono- or di-substituted by C₁₋₃ alkyl or phenyl, bromo, chloro, fluoro, nitrile, nitro, amino, methylsulfonyl optionally partially or fully halogenated or phenylsulfonyl;

20

each **R₃** is independently:

(**J**)₀₋₁-**L**-S(O)₂-N(**L**)-, [(**J**)₀₋₁-**L**]₂N-,

wherein for **R₃**:

25

L is hydrogen, oxy, C₁₋₆ alkyl, C₁₋₅ alkoxy, amidoC₁₋₅ alkoxy, amidoC₁₋₅ alkyl, C₁₋₅ alkylimino or C₁₋₅ alkylsulfonyl;

J is as hereinabove described in the previous embodiment,

and **R₆** is halogen, nitro, nitrile, hydroxy, carboxy or oxo.

30

7. The compound according to claim 6 wherein:

G is phenyl substituted by one **R**₃ and further substituted by one to two **R**₁ or **R**₂;

X is pyridinyl;

5

J is

cyclopropyl, cyclobutenyl, phenyl, naphthyl, morpholino, pyridinyl, pyrimidinyl, pyrazinyl, pyrrolidinyl, oxazolyl, 4,5-dihydro-oxazol-2yl, isoxazolyl, thienyl, furyl, dioxolanyl, tetrahydrofuryl, thiazolyl, 4,5-dihydro-thiazolyl or isothiazolyl, each of the above **J** being optionally substituted by one to two **R**₆;

10

Y is:

a bond, -OCH₂CH₂-, -CH₂CH₂-, -O-, -CH₂-, -NH-CH₂CH₂- or -NH-;

Z is

15

morpholin-4yl, tetrahydrofuranyl or pyridinyl,

L is

hydrogen, C₁₋₆ alkyl, C₁₋₅ alkoxy, amidoC₁₋₅ alkoxy, amidoC₁₋₅ alkyl, C₁₋₅ alkylimino or C₁₋₅ alkylsulfonyl;

20

R₆ is

thiomorpholino, morpholino, piperazinyl, piperidinyl or pyrrolidinyl each optionally substituted by halogen, hydroxy or amino optionally mono- or di-substituted by C₁₋₃ alkyl, or **R**₆ is C₁₋₃ alkyl, C₁₋₃ alkoxy, aminoC₁₋₃ acyl, amino optionally mono- or di-substituted by C₁₋₃ alkyl, benzylamino, halogen, nitro, nitrile, hydroxy, carboxy or oxo.

25

8. The compound according to claim 7 wherein:

30

X is pyridinyl attached to **Ar** via the 3-pyridinyl position;

and

J is

phenyl, morpholin-4-yl, 4,5-dihydro-oxazol-2-yl, dioxolanyl, tetrahydrofuryl, isoxazolyl or cyclobuten-1-enyl wherein said cyclobuten-1-enyl is optionally substituted by methylamino, dimethylamino, dimethylaminoethyl, benzylamino, piperidin-1-yl, 5 thiomorpholin-4-yl, morpholin-4-yl, morpholin-4ylethyl, pyrrolidin-1-yl optionally 3-substituted by hydroxy or dimethylamino.

9. A compound selected from:

10

2,2,2-Trifluoro-ethanesulfonic acid (5-tert-butyl-2-methoxy-3-{3-[4-(6-morpholin-4-ylmethyl-pyridin-3-yl)-naphthalen-1-yl]-ureido}-phenyl)-amide;

N-(5-tert-Butyl-2-methoxy-3-{3-[4-(6-morpholin-4-ylmethyl-pyridin-3-yl)-naphthalen-1-yl]-ureido}-phenyl)-C-phenyl-methanesulfonamide;

N-(5-tert-Butyl-2-methoxy-3-{3-[4-(6-morpholin-4-ylmethyl-pyridin-3-yl)-naphthalen-1-yl]-ureido}-phenyl)-benzenesulfonamide;

N-methanesulfonyl-N-(5-tert-Butyl-2-methoxy-3-{3-[4-(6-morpholin-4-ylmethyl-pyridin-3-yl)-naphthalen-1-yl]-ureido}-phenyl)-methanesulfonamide;

2-[(5-tert-Butyl-2-methoxy-3-{3-[4-(6-morpholin-4-ylmethyl-pyridin-3-yl)-naphthalen-1-yl]-ureido}-phenyl)-methanesulfonyl-amino]-acetamide;

[(5-tert-Butyl-2-methoxy-3-{3-[4-(6-morpholin-4-ylmethyl-pyridin-3-yl)-naphthalen-1-yl]-ureido}-phenyl)-methanesulfonyl-amino]-acetic acid methyl ester;

1-[5-tert-Butyl-3-(4,5-dihydro-oxazol-2-ylamino)-2-methoxy-phenyl]-3-[4-(6-morpholin-4-ylmethyl-pyridin-3-yl)-naphthalen-1-yl]-urea;

N-(5-tert-Butyl-2-methoxy-3-{3-[4-(6-morpholin-4-ylmethyl-pyridin-3-yl)-naphthalen-1-yl]-ureido}-phenyl)-acetamidine;

[(5-tert-Butyl-2-methoxy-3-{3-[4-(6-morpholin-4-ylmethyl-pyridin-3-yl)-naphthalen-1-yl]-ureido}-phenyl)-methanesulfonyl-amino]-acetic acid;

[(5-tert-Butyl-2-methoxy-3-{3-[4-(6-morpholin-4-ylmethyl-pyridin-3-yl)-naphthalen-1-yl]-ureido}-phenyl)-methanesulfonyl-amino]-acetic acid tetrahydrofuran-3-yl ester;

[(5-tert-Butyl-2-methoxy-3-{3-[4-(6-morpholin-4-ylmethyl-pyridin-3-yl)-naphthalen-1-yl]-ureido}-phenyl)-methanesulfonyl-amino]-acetic acid 2-methoxyethyl ester;

N-(5-tert-Butyl-2-methoxy-3-{3-[4-(6-morpholin-4-ylmethyl-pyridin-3-yl)-naphthalen-1-yl]-ureido}-phenyl)-N-(2-morpholin-4-yl-2-oxo-ethyl)-methanesulfonamide;

1-[5-tert-Butyl-3-(2-dimethylamino-3,4-dioxo-cyclobut-1-enylamino)-2-methoxyphenyl]-3-[4-(6-morpholin-4-ylmethyl-pyridin-3-yl)-naphthalen-1-yl]-urea;

2-[(5-tert-Butyl-2-methoxy-3-{3-[4-(6-morpholin-4-ylmethyl-pyridin-3-yl)-naphthalen-1-yl]-ureido}-phenyl)-methanesulfonyl-amino]-N,N-dimethyl-acetamide;

1-[5-tert-Butyl-3-(4,5-dihydro-thiazol-2-ylamino)-2-methoxy-phenyl]-3-[4-(5-morpholin-4-ylmethyl-pyridin-2-yl)-naphthalen-1-yl]-urea;

2-[(5-tert-Butyl-2-methoxy-3-{3-[4-(6-morpholin-4-ylmethyl-pyridin-3-yl)-naphthalen-1-yl]-ureido}-phenyl)-methanesulfonyl-amino]-N-methyl-acetamide;

2-[(5-tert-Butyl-2-methoxy-3-{3-[4-(6-morpholin-4-ylmethyl-pyridin-3-yl)-naphthalen-1-yl]-ureido}-phenyl)-methanesulfonyl-amino]-N-(2-methoxy-ethyl)-acetamide;

N-(5-tert-Butyl-2-methoxy-3-{3-[4-(6-morpholin-4-ylmethyl-pyridin-3-yl)-naphthalen-1-yl]-ureido}-phenyl)-N-(2-oxo-2-pyrrolidin-1-yl-ethyl)-methanesulfonamide;

2-[(5-tert-Butyl-2-methoxy-3-{3-[4-(6-morpholin-4-ylmethyl-pyridin-3-yl)-naphthalen-1-yl]-ureido}-phenyl)-methanesulfonyl-amino]-N-cyclopropylmethyl-acetamide;

2-[(5-tert-Butyl-2-methoxy-3-{3-[4-(6-morpholin-4-ylmethyl-pyridin-3-yl)-naphthalen-1-yl]-ureido}-phenyl)-methanesulfonyl-amino]-N-cyclopropyl-acetamide;

N-(5-tert-Butyl-2-methoxy-3-{3-[4-(6-morpholin-4-ylmethyl-pyridin-3-yl)-naphthalen-1-yl]-ureido}-phenyl)-N-methyl-methanesulfonamide;

N-(5-tert-Butyl-2-methoxy-3-{3-[4-(6-morpholin-4-ylmethyl-pyridin-3-yl)-naphthalen-1-yl]-ureido}-phenyl)-N-ethyl-methanesulfonamide;

N-[5-(5-tert-Butyl-2-methoxy-3-{3-[4-(6-morpholin-4-ylmethyl-pyridin-3-yl)-naphthalen-1-yl]-ureido}-phenylsulfamoyl)-4-methyl-thiazol-2-yl]-acetamide;

Thiophene-2-sulfonic acid (5-tert-butyl-2-methoxy-3-{3-[4-(6-morpholin-4-ylmethyl-pyridin-3-yl)-naphthalen-1-yl]-ureido}-phenyl)-amide;

N-(5-tert-Butyl-2-methoxy-3-{3-[4-(6-morpholin-4-ylmethyl-pyridin-3-yl)-naphthalen-1-yl]-ureido}-phenyl)-4-fluoro-benzenesulfonamide;

Propane-2-sulfonic acid (5-tert-butyl-2-methoxy-3-{3-[4-(6-morpholin-4-ylmethyl-pyridin-3-yl)-naphthalen-1-yl]-ureido}-phenyl)-amide;

2-(5-tert-Butyl-2-methoxy-3-{3-[4-(6-morpholin-4-ylmethyl-pyridin-3-yl)-naphthalen-1-yl]-ureido}-phenylsulfamoyl)-N,N-dimethyl-acetamide;

2-Oxo-2-pyrrolidin-1-yl-ethanesulfonic acid (5-tert-butyl-2-methoxy-3-{3-[4-(6-morpholin-4-ylmethyl-pyridin-3-yl)-naphthalen-1-yl]-ureido}-phenyl)-amide;

2-Morpholin-4-yl-2-oxo-ethanesulfonic acid (5-tert-butyl-2-methoxy-3-{3-[4-(6-morpholin-4-ylmethyl-pyridin-3-yl)-naphthalen-1-yl]-ureido}-phenyl)-amide;

3,5-Dimethyl-isoxazole-4-sulfonic acid (5-tert-butyl-2-methoxy-3-{3-[4-(6-morpholin-4-ylmethyl-pyridin-3-yl)-naphthalen-1-yl]-ureido}-phenyl)-amide;

1-Methyl-1H-imidazole-4-sulfonic acid (5-tert-butyl-2-methoxy-3-{3-[4-(6-morpholin-4-ylmethyl-pyridin-3-yl)-naphthalen-1-yl]-ureido}-phenyl)-amide;

5-Bromo-thiophene-2-sulfonic acid (5-tert-butyl-2-methoxy-3-{3-[4-(6-morpholin-4-ylmethyl-pyridin-3-yl)-naphthalen-1-yl]-ureido}-phenyl)-amide;

1-[5-tert-Butyl-2-methoxy-3-(1-methyl-4,5-dihydro-1H-imidazol-2-ylamino)-phenyl]-3-[4-(6-morpholin-4-ylmethyl-pyridin-3-yl)-naphthalen-1-yl]-urea;

N-(5-tert-Butyl-2-methoxy-3-{3-[4-(6-morpholin-4-ylmethyl-pyridin-3-yl)-naphthalen-1-yl]-ureido}-phenyl)-3-methoxy-benzenesulfonamide;

Cyclopropanesulfonic acid (5-tert-butyl-2-methoxy-3-{3-[4-(6-morpholin-4-ylmethyl-pyridin-3-yl)-naphthalen-1-yl]-ureido}-phenyl)-amide;

1-[5-tert-Butyl-3-(4,5-dihydro-thiazol-2-ylamino)-2-methoxy-phenyl]-3-[4-(6-dimethylaminomethyl-pyridin-3-yl)-naphthalen-1-yl]-urea;

1-[5-tert-Butyl-2-methoxy-3-(2-methylamino-3,4-dioxo-cyclobut-1-enylamino)-phenyl]-3-[4-(6-morpholin-4-ylmethyl-pyridin-3-yl)-naphthalen-1-yl]-urea;

1-[5-tert-Butyl-2-methoxy-3-(2-methylamino-3,4-dioxo-cyclobut-1-enylamino)-phenyl]-3-[4-(6-diethylaminomethyl-pyridin-3-yl)-naphthalen-1-yl]-urea;

1-[3-(2-Benzylamino-3,4-dioxo-cyclobut-1-enylamino)-5-tert-butyl-2-methoxy-phenyl]-3-[4-(4-dimethylaminomethyl-phenyl)-naphthalen-1-yl]-urea;

1-[3-(2-Benzylamino-3,4-dioxo-cyclobut-1-enylamino)-5-tert-butyl-2-methoxy-phenyl]-3-[4-(4-morpholin-4-ylmethyl-phenyl)-naphthalen-1-yl]-urea;

1-[5-tert-Butyl-3-(3,4-dioxo-2-thiomorpholin-4-yl-cyclobut-1-enylamino)-2-methoxy-phenyl]-3-[4-(6-morpholin-4-ylmethyl-pyridin-3-yl)-naphthalen-1-yl]-urea;

1-{5-tert-Butyl-2-methoxy-3-[2-(4-methyl-piperazin-1-yl)-3,4-dioxo-cyclobut-1-enylamino]-phenyl}-3-[4-(6-morpholin-4-ylmethyl-pyridin-3-yl)-naphthalen-1-yl]-urea;

1-[5-tert-Butyl-2-methoxy-3-(2-morpholin-4-yl-3,4-dioxo-cyclobut-1-enylamino)-phenyl]-3-[4-(6-morpholin-4-ylmethyl-pyridin-3-yl)-naphthalen-1-yl]-urea;

1-[5-tert-Butyl-2-methoxy-3-(2-morpholin-4-yl-3,4-dioxo-cyclobut-1-enylamino)-phenyl]-3-[4-(6-diethylaminomethyl-pyridin-3-yl)-naphthalen-1-yl]-urea;

1-{5-tert-Butyl-3-[2-(3-hydroxy-pyrrolidin-1-yl)-3,4-dioxo-cyclobut-1-enylamino]-2-methoxy-phenyl}-3-{4-[6-(2-dimethylamino-ethyl)-pyridin-3-yl]-naphthalen-1-yl}-urea;

1-{5-tert-Butyl-3-[2-(3-dimethylamino-pyrrolidin-1-yl)-3,4-dioxo-cyclobut-1-enylamino]-2-methoxy-phenyl}-3-{4-[6-(2-pyrrolidin-1-yl-ethyl)-pyridin-3-yl]-naphthalen-1-yl}-urea;

1-[5-tert-Butyl-3-(3,4-dioxo-2-pyrrolidin-1-yl-cyclobut-1-enylamino)-2-methoxy-phenyl]-3-[4-(6-morpholin-4-ylmethyl-pyridin-3-yl)-naphthalen-1-yl]-urea;

1-[5-tert-Butyl-3-(3,4-dioxo-2-piperidin-1-yl-cyclobut-1-enylamino)-2-methoxy-phenyl]-3-[4-(6-morpholin-4-ylmethyl-pyridin-3-yl)-naphthalen-1-yl]-urea;

1-[5-tert-Butyl-3-(3,4-dioxo-2-piperidin-1-yl-cyclobut-1-enylamino)-2-methoxy-phenyl]-3-[4-(4-morpholin-4-ylmethyl-phenyl)-naphthalen-1-yl]-urea;

1-[5-tert-Butyl-3-(2-dimethylamino-3,4-dioxo-cyclobut-1-enylamino)-2-methoxy-phenyl]-3-[4-(6-thiomorpholin-4-ylmethyl-pyridin-3-yl)-naphthalen-1-yl]-urea;

1-[5-tert-Butyl-3-(2-dimethylamino-3,4-dioxo-cyclobut-1-enylamino)-2-methoxy-phenyl]-3-[4-(4-pyrrolidin-1-ylmethyl-phenyl)-naphthalen-1-yl]-urea;

n-(5-tert-Butyl-2-methoxy-3-{3-[4-(6-morpholin-4-ylmethyl-pyridin-3-yl)-naphthalen-1-yl]-ureido}-phenyl)-N-(2-morpholin-4-yl-ethyl)-methanesulfonamide;

N-(5-tert-Butyl-2-methoxy-3-{3-[4-(6-morpholin-4-ylmethyl-pyridin-3-yl)-naphthalen-1-yl]-ureido}-phenyl)-N-(2-dimethylamino-ethyl)-methanesulfonamide

and the pharmaceutically acceptable derivatives thereof.

5

10. The compound according to claim 9 wherein the compound is selected from:

N-(5-tert-Butyl-2-methoxy-3-{3-[4-(6-morpholin-4-ylmethyl-pyridin-3-yl)-naphthalen-1-yl]-ureido}-phenyl)-C-phenyl-methanesulfonamide;

N-(5-tert-Butyl-2-methoxy-3-{3-[4-(6-morpholin-4-ylmethyl-pyridin-3-yl)-naphthalen-1-yl]-ureido}-phenyl)-benzenesulfonamide;

N-methanesulfonyl-N-(5-tert-Butyl-2-methoxy-3-{3-[4-(6-morpholin-4-ylmethyl-pyridin-3-yl)-naphthalen-1-yl]-ureido}-phenyl)-methanesulfonamide;

2-[(5-tert-Butyl-2-methoxy-3-{3-[4-(6-morpholin-4-ylmethyl-pyridin-3-yl)-naphthalen-1-yl]-ureido}-phenyl)-methanesulfonyl-amino]-acetamide;

1-[5-tert-Butyl-3-(4,5-dihydro-oxazol-2-ylamino)-2-methoxy-phenyl]-3-[4-(6-morpholin-4-ylmethyl-pyridin-3-yl)-naphthalen-1-yl]-urea;

N-(5-tert-Butyl-2-methoxy-3-{3-[4-(6-morpholin-4-ylmethyl-pyridin-3-yl)-naphthalen-1-yl]-ureido}-phenyl)-acetamidine;

2-[(5-tert-Butyl-2-methoxy-3-{3-[4-(6-morpholin-4-ylmethyl-pyridin-3-yl)-naphthalen-1-yl]-ureido}-phenyl)-methanesulfonyl-amino]-N,N-dimethyl-acetamide;

N-(5-tert-Butyl-2-methoxy-3-{3-[4-(6-morpholin-4-ylmethyl-pyridin-3-yl)-naphthalen-1-yl]-ureido}-phenyl)-N-methyl-methanesulfonamide;

2-[(5-tert-Butyl-2-methoxy-3-{3-[4-(6-morpholin-4-ylmethyl-pyridin-3-yl)-naphthalen-1-yl]-ureido}-phenyl)-methanesulfonyl-amino]-N-methyl-acetamide;

1-[5-tert-Butyl-3-(2-dimethylamino-3,4-dioxo-cyclobut-1-enylamino)-2-methoxy-phenyl]-3-[4-(6-morpholin-4-ylmethyl-pyridin-3-yl)-naphthalen-1-yl]-urea

and the pharmaceutically acceptable derivatives thereof.

5

11. The compound according to claim 9 wherein the compound is selected from:

2-[(5-tert-Butyl-2-methoxy-3-{3-[4-(6-morpholin-4-ylmethyl-pyridin-3-yl)-naphthalen-1-yl]-ureido}-phenyl)-methanesulfonyl-amino]-acetamide;

N-(5-tert-Butyl-2-methoxy-3-{3-[4-(6-morpholin-4-ylmethyl-pyridin-3-yl)-naphthalen-1-yl]-ureido}-phenyl)-benzenesulfonamide;

1-[5-tert-Butyl-3-(4,5-dihydro-oxazol-2-ylamino)-2-methoxy-phenyl]-3-[4-(6-morpholin-4-ylmethyl-pyridin-3-yl)-naphthalen-1-yl]-urea;

1-[5-tert-Butyl-3-(2-dimethylamino-3,4-dioxo-cyclobut-1-enylamino)-2-methoxy-phenyl]-3-[4-(6-morpholin-4-ylmethyl-pyridin-3-yl)-naphthalen-1-yl]-urea

and the pharmaceutically acceptable derivatives thereof.

10

12. A pharmaceutical composition comprising a pharmaceutically effective amount of a compound according to claim 1.

15

13. A method of treating a cytokine mediated disease or condition which comprises administering to a patient in need of such treatment a therapeutically effective amount of a compound according to claim 1.

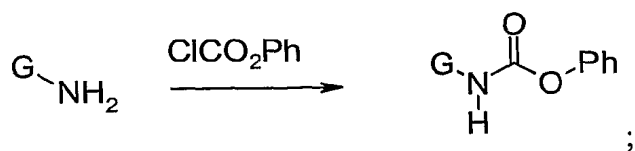
5 14. The method according to claim 13 wherein cytokine mediated disease or condition
rheumatoid arthritis, osteoarthritis, Crohn's disease, ulcerative colitis, multiple sclerosis,
Guillain-Barre syndrome, psoriasis, graft versus host disease, systemic lupus
erythematosus, diabetes, toxic shock syndrome, Alzheimer's disease, acute and chronic
pain, contact dermatitis, atherosclerosis, traumatic arthritis, glomerulonephritis,
10 reperfusion injury, sepsis, bone resorption diseases, chronic obstructive pulmonary
disease, congestive heart failure, asthma, stroke, myocardial infarction, thermal injury,
adult respiratory distress syndrome (ARDS), multiple organ injury secondary to trauma,
dermatoses with acute inflammatory components, acute purulent meningitis, necrotizing
enterocolitis and syndromes associated with hemodialysis, leukopherisis and granulocyte
15 transfusion.

15. The method according to claim 14 wherein the disease is selected from rheumatoid
arthritis, osteoarthritis, Crohn's disease, psoriasis, ulcerative colitis, osteoporosis, chronic
obstructive pulmonary disease and congestive heart failure.

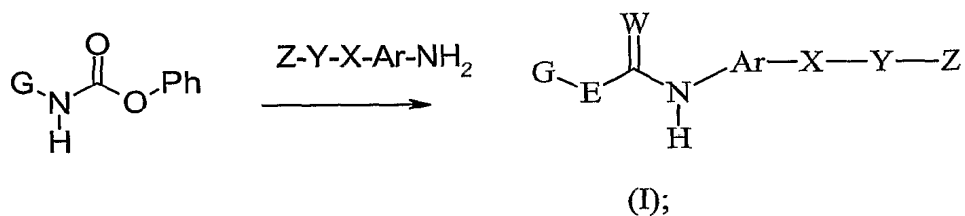
16. The method according to claim 15 wherein the disease is selected from rheumatoid
20 arthritis, Crohn's disease, psoriasis, chronic obstructive pulmonary disease and congestive
heart failure.

17. A method of making a compound of the formula(I) according to claim 1,
comprising:

25 a) reacting an arylamine with phenyl chloroformate in a suitable halogenated solvent
with a suitable base at 0 – 85⁰C for about 2 – 24 hours:



- b) isolating and subsequently reacting the product of step a) with an arylamine shown below in a non-protic anhydrous solvent at 0 – 110⁰C for about 2 – 24 hours, to
5 produce a compound of the formula (I):



wherein E is N-H, W is O and G, Ar, X, Y and Z are as defined in claim 1.

10

INTERNATIONAL SEARCH REPORT

International Application No

PCT/US 01/12253

A. CLASSIFICATION OF SUBJECT MATTER		
IPC 7	C07D213/38	C07D413/12
	C07D211/42	C07D295/12
	A61P11/00	A61P9/10
	C07D417/12	C07D401/12
	A61K31/5377	A61K31/4427
		C07D409/12
		A61P29/02
According to International Patent Classification (IPC) or to both national classification and IPC		
B. FIELDS SEARCHED		
Minimum documentation searched (classification system followed by classification symbols)		
IPC 7	C07D	A61P A61K
Documentation searched other than minimum documentation to the extent that such documents are included in the fields searched		
Electronic data base consulted during the international search (name of data base and, where practical, search terms used)		
CHEM ABS Data, EPO-Internal		
C. DOCUMENTS CONSIDERED TO BE RELEVANT		
Category *	Citation of document, with indication, where appropriate, of the relevant passages	Relevant to claim No.
X	WO 00 55139 A (BOEHRINGER INGELHEIM PHARMA) 21 September 2000 (2000-09-21) claims; examples ---	1-17
A	WO 99 32463 A (BAYER AG) 1 July 1999 (1999-07-01) cited in the application the whole document ---	1, 12, 13
A	WO 01 04115 A (BOEHRINGER INGELHEIM PHARMA) 18 January 2001 (2001-01-18) the whole document -----	1, 12, 13
<input type="checkbox"/> Further documents are listed in the continuation of box C. <input checked="" type="checkbox"/> Patent family members are listed in annex.		
* Special categories of cited documents : *A* document defining the general state of the art which is not considered to be of particular relevance *E* earlier document but published on or after the international filing date *L* document which may throw doubts on priority claim(s) or which is cited to establish the publication date of another citation or other special reason (as specified) *O* document referring to an oral disclosure, use, exhibition or other means *P* document published prior to the international filing date but later than the priority date claimed *T* later document published after the international filing date or priority date and not in conflict with the application but cited to understand the principle or theory underlying the invention *X* document of particular relevance; the claimed invention cannot be considered novel or cannot be considered to involve an inventive step when the document is taken alone *Y* document of particular relevance; the claimed invention cannot be considered to involve an inventive step when the document is combined with one or more other such documents, such combination being obvious to a person skilled in the art. *&* document member of the same patent family		
Date of the actual completion of the international search		Date of mailing of the international search report
18 January 2002		30/01/2002
Name and mailing address of the ISA European Patent Office, P.B. 5818 Patentlaan 2 NL - 2280 HV Rijswijk Tel. (+31-70) 340-2040, Tx. 31 651 epo nl, Fax: (+31-70) 340-3016		Authorized officer Bosma, P

FURTHER INFORMATION CONTINUED FROM PCT/ISA/ 210

Continuation of Box I.2

Claims Nos.: 1-3

Present claims 1-3 relate to an extremely large number of possible compounds. Support within the meaning of Article 6 PCT and/or disclosure within the meaning of Article 5 PCT is to be found, however, for only a very small proportion of the compounds claimed. In the present case, the claims so lack support, and the application so lacks disclosure, that a meaningful search over the whole of the claimed scope is impossible. Consequently, the search has been carried out for those parts of the claims which appear to be supported and disclosed, namely those parts relating to the examples and to the compounds according to claims 4-11 and their pharmaceutical use and preparation according to claims 12-17.

The applicant's attention is drawn to the fact that claims, or parts of claims, relating to inventions in respect of which no international search report has been established need not be the subject of an international preliminary examination (Rule 66.1(e) PCT). The applicant is advised that the EPO policy when acting as an International Preliminary Examining Authority is normally not to carry out a preliminary examination on matter which has not been searched. This is the case irrespective of whether or not the claims are amended following receipt of the search report or during any Chapter II procedure.

INTERNATIONAL SEARCH REPORT

Information on patent family members

International Application No

PCT/US 01/12253

Patent document cited in search report	A	Publication date		Patent family member(s)	Publication date
WO 0055139	A	21-09-2000		AU 2881700 A	04-10-2000
				EP 1165516 A2	02-01-2002
				NO 20014412 A	11-09-2001
				WO 0055139 A2	21-09-2000
WO 9932463	A	01-07-1999		AU 1939999 A	12-07-1999
				DE 1042305 T1	19-04-2001
				EP 1042305 A1	11-10-2000
				ES 2154252 T1	01-04-2001
				WO 9932463 A1	01-07-1999
WO 0104115	A	18-01-2001	WO	0104115 A2	18-01-2001